

Self Storage Global Market Report 2025



Executive Summary

Self Storage Market Definition

- Self-storage refers to a service where individuals or businesses rent storage space to keep their belongings. These spaces vary in size and are typically rented on a month-to-month basis, providing a flexible solution for extra storage needs. The industry caters to a wide range of users, from people undergoing a move to businesses needing to store inventory or documents.
- The main types of self-storage are climate-controlled units, portable storage, and traditional storage units. Climate-controlled units are a type of self-storage that is equipped with heating and cooling systems to maintain stable temperatures and humidity levels, making them ideal for storing sensitive items such as electronics, artwork, and documents that require protection from extreme weather conditions. The various storage unit sizes include small storage units, medium storage units, and large storage units used for varying applications such as household and personal storage, business storage, and vehicle and car storage. The end users are commercial, industrial, and residential.
- Note that the outlook for this market is being affected by rapid changes in trade relations and tariffs globally. The report will be updated prior to delivery to reflect the latest status, including revised forecasts and quantified impact analysis. The report's Recommendations and Conclusions sections will be updated to give strategies for entities dealing with the fast-moving international environment.

Trade War Impact On Construction Industry

- The rapid escalation of U.S. tariffs and the resulting trade tensions in spring 2025 are significantly impacting the construction sector, particularly in materials procurement and project costs. Higher duties on imported steel, aluminum, lumber, and machinery have driven up expenses for builders, contractors, and infrastructure developers, leading to increased project bids and delayed timelines. Construction equipment manufacturers face similar challenges, with tariffs on essential components and raw materials inflating production costs and squeezing margins. Additionally, retaliatory tariffs in international markets have curtailed exports of U.S.-made construction equipment and materials, further affecting profitability. The sector must now prioritize local sourcing, modular construction techniques, and supply chain diversification to control costs and ensure project viability amid ongoing trade uncertainties.

Self Storage Market Segmentation

- The self storage market covered in this report is segmented –
 - 1) By Type: Climate-Controlled Units, Portable Storage, Traditional Storage Units
 - 2) By Storage Unit Size: Small Storage Unit, Medium Storage Unit, Large Storage Unit
 - 3) By Application: Household And Personal Storage, Business Storage, Vehicle And Car Storage
 - 4) By End Users: Commercial, Industrial, ResidentialSubsegments:
 - 1) By Climate-Controlled Units: Temperature-Controlled Units, Humidity-Controlled Units, Combined Temperature And Humidity-Controlled Units
 - 2) By Portable Storage: Mobile Storage Containers, On-Demand Storage Units
 - 3) By Traditional Storage Units: Indoor Storage Units, Outdoor Storage Units, Drive-Up Storage Units

Self Storage Market Size 2025 And Growth Rate

- The self storage market size has grown strongly in recent years. It will grow from **\$63.58 billion in 2024 to \$68.31 billion in 2025 at a compound annual growth rate (CAGR) of 7.4%**. The growth in the historic period can be attributed to growing urbanization, rising real estate prices, lifestyle changes, increasing commercial demand, and growing business awareness of storage costs and benefits.

Self Storage Market Growth Forecast

- The self storage market size is expected to see strong growth in the next few years. It will grow to **\$91.61 billion in 2029 at a compound annual growth rate (CAGR) of 7.6%**. The growth in the forecast period can be attributed to increasing demand for non-conventional storage options, growing economic outlook, expansion of small-scale businesses, climate control demand, and growing need for storage. Major trends in the forecast period include the adoption of technology in self-storage facilities, a growing preference for climate-controlled storage units, flexible leasing options, value-added services, rise in demand for smaller storage units.
- The forecast of 7.6% growth over the next five years reflects a slight reduction of 0.1% from the previous projection. This reduction is primarily due to the impact of tariffs between the US and other countries. This could significantly impact the US through supply chain disruptions for steel roll-up doors and shelving systems, heavily imported from China and Mexico, potentially increasing facility build-out costs and delaying new storage unit availability. The effect will also be felt more widely due to reciprocal tariffs and the negative effect on the global economy and trade due to increased trade tensions and restrictions.

Self Storage Market Driver: Growth In E-commerce Boom Fueling Self-Storage Market Expansion

- The growth of the e-commerce industry is expected to propel the growth of the self-storage market going forward. The e-commerce industry involves the buying and selling of goods and services online, leveraging digital platforms to reach a global customer base and streamline transactions. The demand for the e-commerce industry is experiencing growth due to increasing consumer preference for personalized and local products, coupled with the convenience and accessibility of online shopping. The self-storage market provides the e-commerce industry with flexible, cost-effective solutions for managing excess inventory, seasonal stock, and business equipment. For instance, in February 2024, according to the Census Bureau of the Department of Commerce, a US-based government department, in the fourth quarter of 2023, e-commerce sales surged by 7.5% compared to the same period in 2022. Therefore, the growth of e-commerce platforms is driving the growth of the self-storage market.

Global Self Storage Market Major Players

- Major companies operating in the self-storage market are **U-Haul, Public Storage, Extra Space Storage, CubeSmart, Life Storage Inc., National Storage Affiliates Trust, Shurgard Self Storage, Storage Solutions, Big Yellow Self Storage Company, Safestore, SmartStop Self Storage, StorQuest Self Storage, Metro Self Storage, StorageMart, Simply Self Storage, Prime Storage, iStorage, Westport Properties, Global Self Storage Inc., Lok'nStore, Central Self Storage, Metro Mini Storage.**

Global Self Storage Market Trend: Smart Storage With Advanced IoT Technologies Is Revolutionizing Self-Storage

- Major companies operating in the self-storage market are adopting smart storage solutions to enhance customer experience, improve security, and streamline operations. Smart storage refers to integrating advanced technologies with Internet of Things (IoT) sensors, radio-frequency identification (RFID) tracking, and automated inventory

management systems to optimize storage space, improve accessibility, and enhance security within storage facilities. For instance, in September 2023, Vantiva SA, a France-based telecommunications company, launched Vantiva Smart Storage. It is an innovative Wi-Fi and IoT software solution for the self-storage industry, allowing integration of third-party devices and subsystems while supporting various communication protocols. It enables 24-hour remote and secure monitoring of essential assets with alert features. The platform unifies all technology subsystems, including sensors, HVAC, and access control, into a single dashboard, enabling operators to oversee operations, identify inefficiencies, and respond to alerts across multiple locations.

Self Storage Market Merger And Acquisition: Public Storage Acquired Simply Self Storage To Enhance Market Reach and Operational Strength

- In September 2023, Public Storage, a US-based self-storage company, acquired Simply Self Storage for \$2.2 billion. Through this acquisition, Public Storage seeks to strengthen its market presence by incorporating 127 properties totaling 9 million rentable square feet, reinforcing its position as a leading player in the self-storage industry. Simply Self Storage is a US-based company specializing in self-storage platforms.

Regional Outlook For The Global Self Storage Market

- **North America** was the largest region in the self-storage market in 2024. **Asia-Pacific** is expected to be the fastest-growing region in the forecast period. The regions covered in the self-storage market report are Asia-Pacific, Western Europe, Eastern Europe, North America, South America, Middle East, Africa.
- The countries covered in the self-storage market report are Australia, Brazil, China, France, Germany, India, Indonesia, Japan, Russia, South Korea, UK, USA, Canada, Italy, Spain.

What Defines the Self Storage Market?

- The self-storage market consists of revenues earned by entities by providing services such as access services, unit rental, convenience service, specialized storage, and business storage solutions. The market value includes the value of related goods sold by the service provider or included within the service offering. Only goods and services traded between entities or sold to end consumers are included.

How is Market Value Defined and Measured?

- The market value is defined as the revenues that enterprises gain from the sale of goods and/or services within the specified market and geography through sales, grants, or donations in terms of the currency (in USD unless otherwise specified).
- The revenues for a specified geography are consumption values that are revenues generated by organizations in the specified geography within the market, irrespective of where they are produced. It does not include revenues from resales along the supply chain, either further along the supply chain or as part of other products.

What is the Market Assessment and Strategic Outlook for the Self Storage Industry?

- The self-storage market research report is one of a series of new reports from The Business Research Company that provides self-storage market statistics, including self-storage industry global market size, regional shares, competitors with a self-storage market share, detailed self-storage market segments, market trends and opportunities, and any further data you may need to thrive in the self-storage industry. This self-storage market

research report delivers a complete perspective on everything you need, with an in-depth analysis of the current and future scenarios of the industry.

Table of Contents

1. Executive Summary
2. Self Storage Market Characteristics
3. Self Storage Market Trends And Strategies
4. Self Storage Market - Macro Economic Scenario Including The Impact Of Interest Rates, Inflation, Geopolitics, Trade Wars and Tariffs, And Covid And Recovery On The Market
 - 4.1. Supply Chain Impact from Tariff War & Trade Protectionism
5. Global Self Storage Growth Analysis And Strategic Analysis Framework
 - 5.1. Global Self Storage PESTEL Analysis (Political, Social, Technological, Environmental and Legal Factors, Drivers and Restraints)
 - 5.2. Analysis Of End Use Industries
 - 5.3. Global Self Storage Market Growth Rate Analysis
 - 5.4. Global Self Storage Historic Market Size and Growth, 2019 - 2024, Value (\$ Billion)
 - 5.5. Global Self Storage Forecast Market Size and Growth, 2024 - 2029, 2034F, Value (\$ Billion)
 - 5.6. Global Self Storage Total Addressable Market (TAM)
6. Self Storage Market Segmentation
 - 6.1. Global Self Storage Market, Segmentation By Type, Historic and Forecast, 2019-2024, 2024-2029F, 2034F, \$ Billion
 - Climate-Controlled Units
 - Portable Storage
 - Traditional Storage Units
 - 6.2. Global Self Storage Market, Segmentation By Storage Unit Size, Historic and Forecast, 2019-2024, 2024-2029F, 2034F, \$ Billion
 - Small Storage Unit
 - Medium Storage Unit
 - Large Storage Unit
 - 6.3. Global Self Storage Market, Segmentation By Application, Historic and Forecast, 2019-2024, 2024-2029F, 2034F, \$ Billion
 - Household And Personal Storage
 - Business Storage
 - Vehicle And Car Storage
 - 6.4. Global Self Storage Market, Segmentation By End Users, Historic and Forecast, 2019-2024, 2024-2029F, 2034F, \$ Billion
 - Commercial
 - Industrial
 - Residential
 - 6.5. Global Self Storage Market, Sub-Segmentation Of Climate-Controlled Units, By Type, Historic and Forecast, 2019-2024, 2024-2029F, 2034F, \$ Billion
 - Temperature-Controlled Units
 - Humidity-Controlled Units
 - Combined Temperature And Humidity-Controlled Units
 - 6.6. Global Self Storage Market, Sub-Segmentation Of Portable Storage, By Type, Historic and Forecast, 2019-2024, 2024-2029F, 2034F, \$ Billion
 - Mobile Storage Containers
 - On-Demand Storage Units
 - 6.7. Global Self Storage Market, Sub-Segmentation Of Traditional Storage Units, By Type, Historic and Forecast, 2019-2024, 2024-2029F, 2034F, \$ Billion
 - Indoor Storage Units

Outdoor Storage Units

Drive-Up Storage Units

7. Self Storage Market Regional And Country Analysis

7.1. Global Self Storage Market, Split By Region, Historic and Forecast, 2019-2024, 2024-2029F, 2034F, \$ Billion

7.2. Global Self Storage Market, Split By Country, Historic and Forecast, 2019-2024, 2024-2029F, 2034F, \$ Billion

8. Asia-Pacific Self Storage Market

8.1. Asia-Pacific Self Storage Market Overview

Region Information, Market Information, Background Information, Government Initiatives, Regulations, Regulatory Bodies, Major Associations, Taxes Levied, Corporate Tax Structure, Investments, Major Companies

8.2. Asia-Pacific Self Storage Market, Segmentation By Type, Historic and Forecast, 2019-2024, 2024-2029F, 2034F, \$ Billion

8.3. Asia-Pacific Self Storage Market, Segmentation By Storage Unit Size, Historic and Forecast, 2019-2024, 2024-2029F, 2034F, \$ Billion

8.4. Asia-Pacific Self Storage Market, Segmentation By Application, Historic and Forecast, 2019-2024, 2024-2029F, 2034F, \$ Billion

9. China Self Storage Market

9.1. China Self Storage Market Overview

9.2. China Self Storage Market, Segmentation By Type, Historic and Forecast, 2019-2024, 2024-2029F, 2034F, \$ Billion

9.3. China Self Storage Market, Segmentation By Storage Unit Size, Historic and Forecast, 2019-2024, 2024-2029F, 2034F, \$ Billion

9.4. China Self Storage Market, Segmentation By Application, Historic and Forecast, 2019-2024, 2024-2029F, 2034F, \$ Billion

10. India Self Storage Market

10.1. India Self Storage Market, Segmentation By Type, Historic and Forecast, 2019-2024, 2024-2029F, 2034F, \$ Billion

10.2. India Self Storage Market, Segmentation By Storage Unit Size, Historic and Forecast, 2019-2024, 2024-2029F, 2034F, \$ Billion

10.3. India Self Storage Market, Segmentation By Application, Historic and Forecast, 2019-2024, 2024-2029F, 2034F, \$ Billion

11. Japan Self Storage Market

11.1. Japan Self Storage Market Overview

11.2. Japan Self Storage Market, Segmentation By Type, Historic and Forecast, 2019-2024, 2024-2029F, 2034F, \$ Billion

11.3. Japan Self Storage Market, Segmentation By Storage Unit Size, Historic and Forecast, 2019-2024, 2024-2029F, 2034F, \$ Billion

11.4. Japan Self Storage Market, Segmentation By Application, Historic and Forecast, 2019-2024, 2024-2029F, 2034F, \$ Billion

12. Australia Self Storage Market

12.1. Australia Self Storage Market, Segmentation By Type, Historic and Forecast, 2019-2024, 2024-2029F, 2034F, \$ Billion

12.2. Australia Self Storage Market, Segmentation By Storage Unit Size, Historic and Forecast, 2019-2024, 2024-2029F, 2034F, \$ Billion

12.3. Australia Self Storage Market, Segmentation By Application, Historic and Forecast, 2019-2024, 2024-2029F, 2034F, \$ Billion

13. Indonesia Self Storage Market

13.1. Indonesia Self Storage Market, Segmentation By Type, Historic and Forecast, 2019-2024, 2024-2029F, 2034F, \$ Billion

13.2. Indonesia Self Storage Market, Segmentation By Storage Unit Size, Historic and Forecast, 2019-2024, 2024-2029F, 2034F, \$ Billion

13.3. Indonesia Self Storage Market, Segmentation By Application, Historic and Forecast, 2019-2024, 2024-2029F, 2034F, \$ Billion

14. South Korea Self Storage Market

14.1. South Korea Self Storage Market Overview

14.2. South Korea Self Storage Market, Segmentation By Type, Historic and Forecast, 2019-2024, 2024-2029F, 2034F, \$ Billion

- 14.3. South Korea Self Storage Market, Segmentation By Storage Unit Size, Historic and Forecast, 2019-2024, 2024-2029F, 2034F, \$ Billion
- 14.4. South Korea Self Storage Market, Segmentation By Application, Historic and Forecast, 2019-2024, 2024-2029F, 2034F, \$ Billion
15. Western Europe Self Storage Market
 - 15.1. Western Europe Self Storage Market Overview
 - 15.2. Western Europe Self Storage Market, Segmentation By Type, Historic and Forecast, 2019-2024, 2024-2029F, 2034F, \$ Billion
 - 15.3. Western Europe Self Storage Market, Segmentation By Storage Unit Size, Historic and Forecast, 2019-2024, 2024-2029F, 2034F, \$ Billion
 - 15.4. Western Europe Self Storage Market, Segmentation By Application, Historic and Forecast, 2019-2024, 2024-2029F, 2034F, \$ Billion
16. UK Self Storage Market
 - 16.1. UK Self Storage Market, Segmentation By Type, Historic and Forecast, 2019-2024, 2024-2029F, 2034F, \$ Billion
 - 16.2. UK Self Storage Market, Segmentation By Storage Unit Size, Historic and Forecast, 2019-2024, 2024-2029F, 2034F, \$ Billion
 - 16.3. UK Self Storage Market, Segmentation By Application, Historic and Forecast, 2019-2024, 2024-2029F, 2034F, \$ Billion
17. Germany Self Storage Market
 - 17.1. Germany Self Storage Market, Segmentation By Type, Historic and Forecast, 2019-2024, 2024-2029F, 2034F, \$ Billion
 - 17.2. Germany Self Storage Market, Segmentation By Storage Unit Size, Historic and Forecast, 2019-2024, 2024-2029F, 2034F, \$ Billion
 - 17.3. Germany Self Storage Market, Segmentation By Application, Historic and Forecast, 2019-2024, 2024-2029F, 2034F, \$ Billion
18. France Self Storage Market
 - 18.1. France Self Storage Market, Segmentation By Type, Historic and Forecast, 2019-2024, 2024-2029F, 2034F, \$ Billion
 - 18.2. France Self Storage Market, Segmentation By Storage Unit Size, Historic and Forecast, 2019-2024, 2024-2029F, 2034F, \$ Billion
 - 18.3. France Self Storage Market, Segmentation By Application, Historic and Forecast, 2019-2024, 2024-2029F, 2034F, \$ Billion
19. Italy Self Storage Market
 - 19.1. Italy Self Storage Market, Segmentation By Type, Historic and Forecast, 2019-2024, 2024-2029F, 2034F, \$ Billion
 - 19.2. Italy Self Storage Market, Segmentation By Storage Unit Size, Historic and Forecast, 2019-2024, 2024-2029F, 2034F, \$ Billion
 - 19.3. Italy Self Storage Market, Segmentation By Application, Historic and Forecast, 2019-2024, 2024-2029F, 2034F, \$ Billion
20. Spain Self Storage Market
 - 20.1. Spain Self Storage Market, Segmentation By Type, Historic and Forecast, 2019-2024, 2024-2029F, 2034F, \$ Billion
 - 20.2. Spain Self Storage Market, Segmentation By Storage Unit Size, Historic and Forecast, 2019-2024, 2024-2029F, 2034F, \$ Billion
 - 20.3. Spain Self Storage Market, Segmentation By Application, Historic and Forecast, 2019-2024, 2024-2029F, 2034F, \$ Billion
21. Eastern Europe Self Storage Market
 - 21.1. Eastern Europe Self Storage Market Overview
 - 21.2. Eastern Europe Self Storage Market, Segmentation By Type, Historic and Forecast, 2019-2024, 2024-2029F, 2034F, \$ Billion
 - 21.3. Eastern Europe Self Storage Market, Segmentation By Storage Unit Size, Historic and Forecast, 2019-2024, 2024-2029F, 2034F, \$ Billion
 - 21.4. Eastern Europe Self Storage Market, Segmentation By Application, Historic and Forecast, 2019-2024, 2024-2029F, 2034F, \$ Billion

22. Russia Self Storage Market

22.1. Russia Self Storage Market, Segmentation By Type, Historic and Forecast, 2019-2024, 2024-2029F, 2034F, \$ Billion

22.2. Russia Self Storage Market, Segmentation By Storage Unit Size, Historic and Forecast, 2019-2024, 2024-2029F, 2034F, \$ Billion

22.3. Russia Self Storage Market, Segmentation By Application, Historic and Forecast, 2019-2024, 2024-2029F, 2034F, \$ Billion

23. North America Self Storage Market

23.1. North America Self Storage Market Overview

23.2. North America Self Storage Market, Segmentation By Type, Historic and Forecast, 2019-2024, 2024-2029F, 2034F, \$ Billion

23.3. North America Self Storage Market, Segmentation By Storage Unit Size, Historic and Forecast, 2019-2024, 2024-2029F, 2034F, \$ Billion

23.4. North America Self Storage Market, Segmentation By Application, Historic and Forecast, 2019-2024, 2024-2029F, 2034F, \$ Billion

24. USA Self Storage Market

24.1. USA Self Storage Market Overview

24.2. USA Self Storage Market, Segmentation By Type, Historic and Forecast, 2019-2024, 2024-2029F, 2034F, \$ Billion

24.3. USA Self Storage Market, Segmentation By Storage Unit Size, Historic and Forecast, 2019-2024, 2024-2029F, 2034F, \$ Billion

24.4. USA Self Storage Market, Segmentation By Application, Historic and Forecast, 2019-2024, 2024-2029F, 2034F, \$ Billion

25. Canada Self Storage Market

25.1. Canada Self Storage Market Overview

25.2. Canada Self Storage Market, Segmentation By Type, Historic and Forecast, 2019-2024, 2024-2029F, 2034F, \$ Billion

25.3. Canada Self Storage Market, Segmentation By Storage Unit Size, Historic and Forecast, 2019-2024, 2024-2029F, 2034F, \$ Billion

25.4. Canada Self Storage Market, Segmentation By Application, Historic and Forecast, 2019-2024, 2024-2029F, 2034F, \$ Billion

26. South America Self Storage Market

26.1. South America Self Storage Market Overview

26.2. South America Self Storage Market, Segmentation By Type, Historic and Forecast, 2019-2024, 2024-2029F, 2034F, \$ Billion

26.3. South America Self Storage Market, Segmentation By Storage Unit Size, Historic and Forecast, 2019-2024, 2024-2029F, 2034F, \$ Billion

26.4. South America Self Storage Market, Segmentation By Application, Historic and Forecast, 2019-2024, 2024-2029F, 2034F, \$ Billion

27. Brazil Self Storage Market

27.1. Brazil Self Storage Market, Segmentation By Type, Historic and Forecast, 2019-2024, 2024-2029F, 2034F, \$ Billion

27.2. Brazil Self Storage Market, Segmentation By Storage Unit Size, Historic and Forecast, 2019-2024, 2024-2029F, 2034F, \$ Billion

27.3. Brazil Self Storage Market, Segmentation By Application, Historic and Forecast, 2019-2024, 2024-2029F, 2034F, \$ Billion

28. Middle East Self Storage Market

28.1. Middle East Self Storage Market Overview

28.2. Middle East Self Storage Market, Segmentation By Type, Historic and Forecast, 2019-2024, 2024-2029F, 2034F, \$ Billion

28.3. Middle East Self Storage Market, Segmentation By Storage Unit Size, Historic and Forecast, 2019-2024, 2024-2029F, 2034F, \$ Billion

28.4. Middle East Self Storage Market, Segmentation By Application, Historic and Forecast, 2019-2024, 2024-2029F, 2034F, \$ Billion

- 29. Africa Self Storage Market
 - 29.1. Africa Self Storage Market Overview
 - 29.2. Africa Self Storage Market, Segmentation By Type, Historic and Forecast, 2019-2024, 2024-2029F, 2034F, \$ Billion
 - 29.3. Africa Self Storage Market, Segmentation By Storage Unit Size, Historic and Forecast, 2019-2024, 2024-2029F, 2034F, \$ Billion
 - 29.4. Africa Self Storage Market, Segmentation By Application, Historic and Forecast, 2019-2024, 2024-2029F, 2034F, \$ Billion
- 30. Self Storage Market Competitive Landscape And Company Profiles
 - 30.1. Self Storage Market Competitive Landscape
 - 30.2. Self Storage Market Company Profiles
 - 30.2.1. U-Haul Overview, Products and Services, Strategy and Financial Analysis
 - 30.2.2. Public Storage Overview, Products and Services, Strategy and Financial Analysis
 - 30.2.3. Extra Space Storage Overview, Products and Services, Strategy and Financial Analysis
 - 30.2.4. CubeSmart Overview, Products and Services, Strategy and Financial Analysis
 - 30.2.5. Life Storage Inc. Overview, Products and Services, Strategy and Financial Analysis
- 31. Self Storage Market Other Major And Innovative Companies
 - 31.1. National Storage Affiliates Trust
 - 31.2. Shurgard Self Storage
 - 31.3. Storage Solutions
 - 31.4. Big Yellow Self Storage Company
 - 31.5. Safestore
 - 31.6. SmartStop Self Storage
 - 31.7. StorQuest Self Storage
 - 31.8. Metro Self Storage
 - 31.9. StorageMart
 - 31.10. Simply Self Storage
 - 31.11. Prime Storage
 - 31.12. iStorage
 - 31.13. Westport Properties
 - 31.14. Global Self Storage Inc.
 - 31.15. Lok'nStore
- 32. Global Self Storage Market Competitive Benchmarking And Dashboard
- 33. Key Mergers And Acquisitions In The Self Storage Market
- 34. Recent Developments In The Self Storage Market
- 35. Self Storage Market High Potential Countries, Segments and Strategies
 - 35.1 Self Storage Market In 2029 - Countries Offering Most New Opportunities
 - 35.2 Self Storage Market In 2029 - Segments Offering Most New Opportunities
 - 35.3 Self Storage Market In 2029 - Growth Strategies
 - 35.3.1 Market Trend Based Strategies
 - 35.3.2 Competitor Strategies
- 36. Appendix
 - 36.1. Abbreviations
 - 36.2. Currencies
 - 36.3. Historic And Forecast Inflation Rates
 - 36.4. Research Inquiries
 - 36.5. The Business Research Company
 - 36.6. Copyright And Disclaimer

Note: Tables and figures included in the report are listed within the appendix section of the sample

List Of Tables

Table 1: Global Historic Market Growth, 2019-2024, \$ Billion

Table 2: Global Forecast Market Growth, 2024-2029F, 2034F, \$ Billion

Table 3: Global Self Storage Market, Segmentation By Type, Historic and Forecast, 2019-2024, 2024-2029F, 2034F, \$ Billion

Table 4: Global Self Storage Market, Segmentation By Storage Unit Size, Historic and Forecast, 2019-2024, 2024-2029F, 2034F, \$ Billion

Table 5: Global Self Storage Market, Segmentation By Application, Historic and Forecast, 2019-2024, 2024-2029F, 2034F, \$ Billion

Table 6: Global Self Storage Market, Segmentation By End Users, Historic and Forecast, 2019-2024, 2024-2029F, 2034F, \$ Billion

Table 7: Global Self Storage Market, Sub-Segmentation Of Climate-Controlled Units, By Type, Historic and Forecast, 2019-2024, 2024-2029F, 2034F, \$ Billion

Table 8: Global Self Storage Market, Sub-Segmentation Of Portable Storage, By Type, Historic and Forecast, 2019-2024, 2024-2029F, 2034F, \$ Billion

Table 9: Global Self Storage Market, Sub-Segmentation Of Traditional Storage Units, By Type, Historic and Forecast, 2019-2024, 2024-2029F, 2034F, \$ Billion

Table 10: Global Self Storage Market, Split By Region, Historic and Forecast, 2019-2024, 2024-2029F, 2034F, \$ Billion

Table 11: Global Self Storage Market, Split By Country, Historic and Forecast, 2019-2024, 2024-2029F, 2034F, \$ Billion

Table 12: Asia-Pacific, Self Storage Market, Segmentation By Type, Historic and Forecast, 2019-2024, 2024-2029F, 2034F, \$ Billion

Table 13: Asia-Pacific, Self Storage Market, Segmentation By Storage Unit Size, Historic and Forecast, 2019-2024, 2024-2029F, 2034F, \$ Billion

Table 14: Asia-Pacific, Self Storage Market, Segmentation By Application, Historic and Forecast, 2019-2024, 2024-2029F, 2034F, \$ Billion

Table 15: China, Self Storage Market, Segmentation By Type, Historic and Forecast, 2019-2024, 2024-2029F, 2034F, \$ Billion

Table 16: China, Self Storage Market, Segmentation By Storage Unit Size, Historic and Forecast, 2019-2024, 2024-2029F, 2034F, \$ Billion

Table 17: China, Self Storage Market, Segmentation By Application, Historic and Forecast, 2019-2024, 2024-2029F, 2034F, \$ Billion

Table 18: India, Self Storage Market, Segmentation By Type, Historic and Forecast, 2019-2024, 2024-2029F, 2034F, \$ Billion

Table 19: India, Self Storage Market, Segmentation By Storage Unit Size, Historic and Forecast, 2019-2024, 2024-2029F, 2034F, \$ Billion

Table 20: India, Self Storage Market, Segmentation By Application, Historic and Forecast, 2019-2024, 2024-2029F, 2034F, \$ Billion

Table 21: Japan, Self Storage Market, Segmentation By Type, Historic and Forecast, 2019-2024, 2024-2029F, 2034F, \$ Billion

Table 22: Japan, Self Storage Market, Segmentation By Storage Unit Size, Historic and Forecast, 2019-2024, 2024-2029F, 2034F, \$ Billion

Table 23: Japan, Self Storage Market, Segmentation By Application, Historic and Forecast, 2019-2024, 2024-2029F, 2034F, \$ Billion

Table 24: Australia, Self Storage Market, Segmentation By Type, Historic and Forecast, 2019-2024, 2024-2029F, 2034F, \$ Billion

Table 25: Australia, Self Storage Market, Segmentation By Storage Unit Size, Historic and Forecast, 2019-2024, 2024-2029F, 2034F, \$ Billion

Table 26: Australia, Self Storage Market, Segmentation By Application, Historic and Forecast, 2019-2024, 2024-2029F, 2034F, \$ Billion

Table 27: Indonesia, Self Storage Market, Segmentation By Type, Historic and Forecast, 2019-2024, 2024-2029F, 2034F, \$ Billion

Table 28: Indonesia, Self Storage Market, Segmentation By Storage Unit Size, Historic and Forecast, 2019-2024, 2024-2029F, 2034F, \$ Billion

Table 29: Indonesia, Self Storage Market, Segmentation By Application, Historic and Forecast, 2019-2024, 2024-2029F, 2034F, \$ Billion

Table 30: South Korea, Self Storage Market, Segmentation By Type, Historic and Forecast, 2019-2024, 2024-2029F, 2034F, \$ Billion

Table 31: South Korea, Self Storage Market, Segmentation By Storage Unit Size, Historic and Forecast, 2019-2024, 2024-2029F, 2034F, \$ Billion

Table 32: South Korea, Self Storage Market, Segmentation By Application, Historic and Forecast, 2019-2024, 2024-2029F, 2034F, \$ Billion

Table 33: Western Europe, Self Storage Market, Segmentation By Type, Historic and Forecast, 2019-2024, 2024-2029F, 2034F, \$ Billion

Table 34: Western Europe, Self Storage Market, Segmentation By Storage Unit Size, Historic and Forecast, 2019-2024, 2024-2029F, 2034F, \$ Billion

Table 35: Western Europe, Self Storage Market, Segmentation By Application, Historic and Forecast, 2019-2024, 2024-2029F, 2034F, \$ Billion

Table 36: UK, Self Storage Market, Segmentation By Type, Historic and Forecast, 2019-2024, 2024-2029F, 2034F, \$ Billion

Table 37: UK, Self Storage Market, Segmentation By Storage Unit Size, Historic and Forecast, 2019-2024, 2024-2029F, 2034F, \$ Billion

Table 38: UK, Self Storage Market, Segmentation By Application, Historic and Forecast, 2019-2024, 2024-2029F, 2034F, \$ Billion

Table 39: Germany, Self Storage Market, Segmentation By Type, Historic and Forecast, 2019-2024, 2024-2029F, 2034F, \$ Billion

Table 40: Germany, Self Storage Market, Segmentation By Storage Unit Size, Historic and Forecast, 2019-2024, 2024-2029F, 2034F, \$ Billion

Table 41: Germany, Self Storage Market, Segmentation By Application, Historic and Forecast, 2019-2024, 2024-2029F, 2034F, \$ Billion

Table 42: France, Self Storage Market, Segmentation By Type, Historic and Forecast, 2019-2024, 2024-2029F, 2034F, \$ Billion

Table 43: France, Self Storage Market, Segmentation By Storage Unit Size, Historic and Forecast, 2019-2024, 2024-2029F, 2034F, \$ Billion

Table 44: France, Self Storage Market, Segmentation By Application, Historic and Forecast, 2019-2024, 2024-2029F, 2034F, \$ Billion

Table 45: Italy, Self Storage Market, Segmentation By Type, Historic and Forecast, 2019-2024, 2024-2029F, 2034F, \$ Billion

Table 46: Italy, Self Storage Market, Segmentation By Storage Unit Size, Historic and Forecast, 2019-2024, 2024-2029F, 2034F, \$ Billion

Table 47: Italy, Self Storage Market, Segmentation By Application, Historic and Forecast, 2019-2024, 2024-2029F, 2034F, \$ Billion

Table 48: Spain, Self Storage Market, Segmentation By Type, Historic and Forecast, 2019-2024, 2024-2029F, 2034F, \$ Billion

Table 49: Spain, Self Storage Market, Segmentation By Storage Unit Size, Historic and Forecast, 2019-2024, 2024-2029F, 2034F, \$ Billion

Table 50: Spain, Self Storage Market, Segmentation By Application, Historic and Forecast, 2019-2024, 2024-2029F, 2034F, \$ Billion

Table 51: Eastern Europe, Self Storage Market, Segmentation By Type, Historic and Forecast, 2019-2024, 2024-2029F, 2034F, \$ Billion

Table 52: Eastern Europe, Self Storage Market, Segmentation By Storage Unit Size, Historic and Forecast, 2019-2024, 2024-2029F, 2034F, \$ Billion

Table 53: Eastern Europe, Self Storage Market, Segmentation By Application, Historic and Forecast, 2019-2024, 2024-2029F, 2034F, \$ Billion

Table 54: Russia, Self Storage Market, Segmentation By Type, Historic and Forecast, 2019-2024, 2024-2029F, 2034F, \$ Billion

Table 55: Russia, Self Storage Market, Segmentation By Storage Unit Size, Historic and Forecast, 2019-2024, 2024-2029F, 2034F, \$ Billion

Table 56: Russia, Self Storage Market, Segmentation By Application, Historic and Forecast, 2019-2024, 2024-2029F, 2034F, \$ Billion

Table 57: North America, Self Storage Market, Segmentation By Type, Historic and Forecast, 2019-2024, 2024-2029F, 2034F, \$ Billion

Table 58: North America, Self Storage Market, Segmentation By Storage Unit Size, Historic and Forecast, 2019-2024, 2024-2029F, 2034F, \$ Billion

Table 59: North America, Self Storage Market, Segmentation By Application, Historic and Forecast, 2019-2024, 2024-2029F, 2034F, \$ Billion

Table 60: USA, Self Storage Market, Segmentation By Type, Historic and Forecast, 2019-2024, 2024-2029F, 2034F, \$ Billion

Table 61: USA, Self Storage Market, Segmentation By Storage Unit Size, Historic and Forecast, 2019-2024, 2024-2029F, 2034F, \$ Billion

Table 62: USA, Self Storage Market, Segmentation By Application, Historic and Forecast, 2019-2024, 2024-2029F, 2034F, \$ Billion

Table 63: Canada, Self Storage Market, Segmentation By Type, Historic and Forecast, 2019-2024, 2024-2029F, 2034F, \$ Billion

Table 64: Canada, Self Storage Market, Segmentation By Storage Unit Size, Historic and Forecast, 2019-2024, 2024-2029F, 2034F, \$ Billion

Table 65: Canada, Self Storage Market, Segmentation By Application, Historic and Forecast, 2019-2024, 2024-2029F, 2034F, \$ Billion

Table 66: South America, Self Storage Market, Segmentation By Type, Historic and Forecast, 2019-2024, 2024-2029F, 2034F, \$ Billion

Table 67: South America, Self Storage Market, Segmentation By Storage Unit Size, Historic and Forecast, 2019-2024, 2024-2029F, 2034F, \$ Billion

Table 68: South America, Self Storage Market, Segmentation By Application, Historic and Forecast, 2019-2024, 2024-2029F, 2034F, \$ Billion

Table 69: Brazil, Self Storage Market, Segmentation By Type, Historic and Forecast, 2019-2024, 2024-2029F, 2034F, \$ Billion

Table 70: Brazil, Self Storage Market, Segmentation By Storage Unit Size, Historic and Forecast, 2019-2024, 2024-2029F, 2034F, \$ Billion

Table 71: Brazil, Self Storage Market, Segmentation By Application, Historic and Forecast, 2019-2024, 2024-2029F, 2034F, \$ Billion

Table 72: Middle East, Self Storage Market, Segmentation By Type, Historic and Forecast, 2019-2024, 2024-2029F, 2034F, \$ Billion

Table 73: Middle East, Self Storage Market, Segmentation By Storage Unit Size, Historic and Forecast, 2019-2024, 2024-2029F, 2034F, \$ Billion

Table 74: Middle East, Self Storage Market, Segmentation By Application, Historic and Forecast, 2019-2024, 2024-2029F, 2034F, \$ Billion

Table 75: Africa, Self Storage Market, Segmentation By Type, Historic and Forecast, 2019-2024, 2024-2029F, 2034F, \$ Billion

Table 76: Africa, Self Storage Market, Segmentation By Storage Unit Size, Historic and Forecast, 2019-2024, 2024-2029F, 2034F, \$ Billion

Table 77: Africa, Self Storage Market, Segmentation By Application, Historic and Forecast, 2019-2024, 2024-2029F, 2034F, \$ Billion

Table 78: U-Haul Financial Performance

Table 79: Public Storage Financial Performance

Table 80: Extra Space Storage Financial Performance

Table 81: CubeSmart Financial Performance

Table 82: Life Storage Inc. Financial Performance

List Of Figures

Figure 1: Global Historic Market Growth, 2019-2024, \$ Billion

Figure 2: Global Forecast Market Growth, 2024-2029F, 2034F, \$ Billion

Figure 3: Global Self Storage Market, Segmentation By Type, Historic and Forecast, 2019-2024, 2024-2029F, 2034F, \$ Billion

Figure 4: Global Self Storage Market, Segmentation By Storage Unit Size, Historic and Forecast, 2019-2024, 2024-2029F, 2034F, \$ Billion

Figure 5: Global Self Storage Market, Segmentation By Application, Historic and Forecast, 2019-2024, 2024-2029F, 2034F, \$ Billion

Figure 6: Global Self Storage Market, Segmentation By End Users, Historic and Forecast, 2019-2024, 2024-2029F, 2034F, \$ Billion

Figure 7: Global Self Storage Market, Sub-Segmentation Of Climate-Controlled Units, By Type, Historic and Forecast, 2019-2024, 2024-2029F, 2034F, \$ Billion

Figure 8: Global Self Storage Market, Sub-Segmentation Of Portable Storage, By Type, Historic and Forecast, 2019-2024, 2024-2029F, 2034F, \$ Billion

Figure 9: Global Self Storage Market, Sub-Segmentation Of Traditional Storage Units, By Type, Historic and Forecast, 2019-2024, 2024-2029F, 2034F, \$ Billion

Figure 10: Global Self Storage Market, Split By Region, Historic and Forecast, 2019-2024, 2024-2029F, 2034F, \$ Billion

Figure 11: Global Self Storage Market, Split By Country, Historic and Forecast, 2019-2024, 2024-2029F, 2034F, \$ Billion

Figure 12: Asia-Pacific, Self Storage Market, Segmentation By Type, Historic and Forecast, 2019-2024, 2024-2029F, 2034F, \$ Billion

Figure 13: Asia-Pacific, Self Storage Market, Segmentation By Storage Unit Size, Historic and Forecast, 2019-2024, 2024-2029F, 2034F, \$ Billion

Figure 14: Asia-Pacific, Self Storage Market, Segmentation By Application, Historic and Forecast, 2019-2024, 2024-2029F, 2034F, \$ Billion

Figure 15: China, Self Storage Market, Segmentation By Type, Historic and Forecast, 2019-2024, 2024-2029F, 2034F, \$ Billion

Figure 16: China, Self Storage Market, Segmentation By Storage Unit Size, Historic and Forecast, 2019-2024, 2024-2029F, 2034F, \$ Billion

Figure 17: China, Self Storage Market, Segmentation By Application, Historic and Forecast, 2019-2024, 2024-2029F, 2034F, \$ Billion

Figure 18: India, Self Storage Market, Segmentation By Type, Historic and Forecast, 2019-2024, 2024-2029F, 2034F, \$ Billion

Figure 19: India, Self Storage Market, Segmentation By Storage Unit Size, Historic and Forecast, 2019-2024, 2024-2029F, 2034F, \$ Billion

Figure 20: India, Self Storage Market, Segmentation By Application, Historic and Forecast, 2019-2024, 2024-2029F, 2034F, \$ Billion

Figure 21: Japan, Self Storage Market, Segmentation By Type, Historic and Forecast, 2019-2024, 2024-2029F, 2034F, \$ Billion

Figure 22: Japan, Self Storage Market, Segmentation By Storage Unit Size, Historic and Forecast, 2019-2024, 2024-2029F, 2034F, \$ Billion

Figure 23: Japan, Self Storage Market, Segmentation By Application, Historic and Forecast, 2019-2024, 2024-2029F, 2034F, \$ Billion

Figure 24: Australia, Self Storage Market, Segmentation By Type, Historic and Forecast, 2019-2024, 2024-2029F, 2034F, \$ Billion

Figure 25: Australia, Self Storage Market, Segmentation By Storage Unit Size, Historic and Forecast, 2019-2024, 2024-2029F, 2034F, \$ Billion

Figure 26: Australia, Self Storage Market, Segmentation By Application, Historic and Forecast, 2019-2024, 2024-2029F, 2034F, \$ Billion

Figure 27: Indonesia, Self Storage Market, Segmentation By Type, Historic and Forecast, 2019-2024, 2024-2029F, 2034F, \$ Billion

Figure 28: Indonesia, Self Storage Market, Segmentation By Storage Unit Size, Historic and Forecast, 2019-2024, 2024-2029F, 2034F, \$ Billion

Figure 29: Indonesia, Self Storage Market, Segmentation By Application, Historic and Forecast, 2019-2024, 2024-2029F, 2034F, \$ Billion

Figure 30: South Korea, Self Storage Market, Segmentation By Type, Historic and Forecast, 2019-2024, 2024-2029F, 2034F, \$ Billion

Figure 31: South Korea, Self Storage Market, Segmentation By Storage Unit Size, Historic and Forecast, 2019-2024, 2024-2029F, 2034F, \$ Billion

Figure 32: South Korea, Self Storage Market, Segmentation By Application, Historic and Forecast, 2019-2024, 2024-2029F, 2034F, \$ Billion

Figure 33: Western Europe, Self Storage Market, Segmentation By Type, Historic and Forecast, 2019-2024, 2024-2029F, 2034F, \$ Billion

Figure 34: Western Europe, Self Storage Market, Segmentation By Storage Unit Size, Historic and Forecast, 2019-2024, 2024-2029F, 2034F, \$ Billion

Figure 35: Western Europe, Self Storage Market, Segmentation By Application, Historic and Forecast, 2019-2024, 2024-2029F, 2034F, \$ Billion

Figure 36: UK, Self Storage Market, Segmentation By Type, Historic and Forecast, 2019-2024, 2024-2029F, 2034F, \$ Billion

Figure 37: UK, Self Storage Market, Segmentation By Storage Unit Size, Historic and Forecast, 2019-2024, 2024-2029F, 2034F, \$ Billion

Figure 38: UK, Self Storage Market, Segmentation By Application, Historic and Forecast, 2019-2024, 2024-2029F, 2034F, \$ Billion

Figure 39: Germany, Self Storage Market, Segmentation By Type, Historic and Forecast, 2019-2024, 2024-2029F, 2034F, \$ Billion

Figure 40: Germany, Self Storage Market, Segmentation By Storage Unit Size, Historic and Forecast, 2019-2024, 2024-2029F, 2034F, \$ Billion

Figure 41: Germany, Self Storage Market, Segmentation By Application, Historic and Forecast, 2019-2024, 2024-2029F, 2034F, \$ Billion

Figure 42: France, Self Storage Market, Segmentation By Type, Historic and Forecast, 2019-2024, 2024-2029F, 2034F, \$ Billion

Figure 43: France, Self Storage Market, Segmentation By Storage Unit Size, Historic and Forecast, 2019-2024, 2024-2029F, 2034F, \$ Billion

Figure 44: France, Self Storage Market, Segmentation By Application, Historic and Forecast, 2019-2024, 2024-2029F, 2034F, \$ Billion

Figure 45: Italy, Self Storage Market, Segmentation By Type, Historic and Forecast, 2019-2024, 2024-2029F, 2034F, \$ Billion

Figure 46: Italy, Self Storage Market, Segmentation By Storage Unit Size, Historic and Forecast, 2019-2024, 2024-2029F, 2034F, \$ Billion

Figure 47: Italy, Self Storage Market, Segmentation By Application, Historic and Forecast, 2019-2024, 2024-2029F, 2034F, \$ Billion

Figure 48: Spain, Self Storage Market, Segmentation By Type, Historic and Forecast, 2019-2024, 2024-2029F, 2034F, \$ Billion

Figure 49: Spain, Self Storage Market, Segmentation By Storage Unit Size, Historic and Forecast, 2019-2024, 2024-2029F, 2034F, \$ Billion

Figure 50: Spain, Self Storage Market, Segmentation By Application, Historic and Forecast, 2019-2024, 2024-2029F, 2034F, \$ Billion

Figure 51: Eastern Europe, Self Storage Market, Segmentation By Type, Historic and Forecast, 2019-2024, 2024-2029F, 2034F, \$ Billion

Figure 52: Eastern Europe, Self Storage Market, Segmentation By Storage Unit Size, Historic and Forecast, 2019-2024, 2024-2029F, 2034F, \$ Billion

Figure 53: Eastern Europe, Self Storage Market, Segmentation By Application, Historic and Forecast, 2019-2024, 2024-2029F, 2034F, \$ Billion

Figure 54: Russia, Self Storage Market, Segmentation By Type, Historic and Forecast, 2019-2024, 2024-2029F, 2034F, \$ Billion

Figure 55: Russia, Self Storage Market, Segmentation By Storage Unit Size, Historic and Forecast, 2019-2024, 2024-2029F, 2034F, \$ Billion

Figure 56: Russia, Self Storage Market, Segmentation By Application, Historic and Forecast, 2019-2024, 2024-2029F, 2034F, \$ Billion

Figure 57: North America, Self Storage Market, Segmentation By Type, Historic and Forecast, 2019-2024, 2024-2029F, 2034F, \$ Billion

Figure 58: North America, Self Storage Market, Segmentation By Storage Unit Size, Historic and Forecast, 2019-2024, 2024-2029F, 2034F, \$ Billion

Figure 59: North America, Self Storage Market, Segmentation By Application, Historic and Forecast, 2019-2024, 2024-2029F, 2034F, \$ Billion

Figure 60: USA, Self Storage Market, Segmentation By Type, Historic and Forecast, 2019-2024, 2024-2029F, 2034F, \$ Billion

Figure 61: USA, Self Storage Market, Segmentation By Storage Unit Size, Historic and Forecast, 2019-2024, 2024-2029F, 2034F, \$ Billion

Figure 62: USA, Self Storage Market, Segmentation By Application, Historic and Forecast, 2019-2024, 2024-2029F, 2034F, \$ Billion

Figure 63: Canada, Self Storage Market, Segmentation By Type, Historic and Forecast, 2019-2024, 2024-2029F, 2034F, \$ Billion

Figure 64: Canada, Self Storage Market, Segmentation By Storage Unit Size, Historic and Forecast, 2019-2024, 2024-2029F, 2034F, \$ Billion

Figure 65: Canada, Self Storage Market, Segmentation By Application, Historic and Forecast, 2019-2024, 2024-2029F, 2034F, \$ Billion

Figure 66: South America, Self Storage Market, Segmentation By Type, Historic and Forecast, 2019-2024, 2024-2029F, 2034F, \$ Billion

Figure 67: South America, Self Storage Market, Segmentation By Storage Unit Size, Historic and Forecast, 2019-2024, 2024-2029F, 2034F, \$ Billion

Figure 68: South America, Self Storage Market, Segmentation By Application, Historic and Forecast, 2019-2024, 2024-2029F, 2034F, \$ Billion

Figure 69: Brazil, Self Storage Market, Segmentation By Type, Historic and Forecast, 2019-2024, 2024-2029F, 2034F, \$ Billion

Figure 70: Brazil, Self Storage Market, Segmentation By Storage Unit Size, Historic and Forecast, 2019-2024, 2024-2029F, 2034F, \$ Billion

Figure 71: Brazil, Self Storage Market, Segmentation By Application, Historic and Forecast, 2019-2024, 2024-2029F, 2034F, \$ Billion

Figure 72: Middle East, Self Storage Market, Segmentation By Type, Historic and Forecast, 2019-2024, 2024-2029F, 2034F, \$ Billion

Figure 73: Middle East, Self Storage Market, Segmentation By Storage Unit Size, Historic and Forecast, 2019-2024, 2024-2029F, 2034F, \$ Billion

Figure 74: Middle East, Self Storage Market, Segmentation By Application, Historic and Forecast, 2019-2024, 2024-2029F, 2034F, \$ Billion

Figure 75: Africa, Self Storage Market, Segmentation By Type, Historic and Forecast, 2019-2024, 2024-2029F, 2034F, \$ Billion

Figure 76: Africa, Self Storage Market, Segmentation By Storage Unit Size, Historic and Forecast, 2019-2024, 2024-2029F, 2034F, \$ Billion

Figure 77: Africa, Self Storage Market, Segmentation By Application, Historic and Forecast, 2019-2024, 2024-2029F, 2034F, \$ Billion

Figure 78: U-Haul Financial Performance

Figure 79: Public Storage Financial Performance

Figure 80: Extra Space Storage Financial Performance

Figure 81: CubeSmart Financial Performance

Figure 82: Life Storage Inc. Financial Performance

Self Storage Report Structure



Introduction And Market Characteristics

Brief introduction to the segmentations covered in the market, definitions and explanations about the segment by type, by storage unit size, by application, and by end users.



Regional Market Size And Growth

Regional market size (2024), historic (2019-2024) and forecast (2024-2029, 2034F) market values and growth and market share comparison of countries within the region. This report includes information on all the regions Asia-Pacific, Western Europe, Eastern Europe, North America, South America, Middle East and Africa and major countries within each region.



Key Trends Highlights the major trends shaping the global market. This section also highlights likely future developments in the market.



Competitive Landscape

Details on the competitive landscape of the market, estimated market shares and company profiles of the leading players.



Macro-Economic Scenario The report provides an analysis of the interest rates, inflation, geopolitics and covid and recovery on the market.



Other Major And Innovative Companies

Details on the company profiles of other major and innovative companies in the market.



Growth Analysis And Strategic Analysis Framework Analysis on PESTEL, end use industries, market growth rate, global historic (2019-2024) and forecast (2024-2029, 2034F) market values and drivers and restraints that support and control the growth of the market in the historic and forecast periods and total addressable market (TAM).



Competitive Benchmarking Briefs on the financials comparison between major players in the market.



Regional And Country Analysis Historic (2019-2024) and forecast (2024-2029, 2034F) market values and growth and market share comparison by region and country.



Competitive Dashboard Briefs on competitive dashboard of major players.



Key Mergers And Acquisitions Information on recent mergers and acquisitions in the market covered in the report. This section gives key financial details of mergers and acquisitions, which have shaped the market in recent years.



Market Segmentation Contains the market values (2019-2024) (2024-2029, 2034F) and analysis for each segment by type, by storage unit size, by application, and by end users in the market. Historic (2019-2024) and forecast (2024-2029) and (2029-2034) market values and growth and market share comparison by region market.



Recent Developments Information on recent developments in the market covered in the report.

**Future Outlook And Potential Analysis**

Contains information on growth opportunities across countries, segments and strategies to be followed in those markets. It gives an understanding of where there is significant business to be gained by competitors in the next five years.



Appendix This section includes details on the NAICS codes covered, abbreviations and currencies codes used in this report.

Market Characteristics

General Market Definition

Self-storage refers to a service where individuals or businesses rent storage space to keep their belongings. These spaces vary in size and are typically rented on a month-to-month basis, providing a flexible solution for extra storage needs. The industry caters to a wide range of users, from people undergoing a move to businesses needing to store inventory or documents.

Summary

Data Component	Global	Regions	Major 15 Countries
Historic and Forecast (2019-2034)	✓	✓	✓
Segmentation By Type	✓	✓	✓
Segmentation By Storage Unit Size	✓	✓	✓
Segmentation By Application	✓	✓	✓
Segmentation By End Users	✓		
Market Share	✓		

Market Definition And Segmentations

Self-storage refers to a service where individuals or businesses rent storage space to keep their belongings. These spaces vary in size and are typically rented on a month-to-month basis, providing a flexible solution for extra storage needs. The industry caters to a wide range of users, from people undergoing a move to businesses needing to store inventory or documents.

The main types of self-storage are climate-controlled units, portable storage, and traditional storage units. Climate-controlled units are a type of self-storage that is equipped with heating and cooling systems to maintain stable temperatures and humidity levels, making them ideal for storing sensitive items such as electronics, artwork, and documents that require protection from extreme weather conditions. The various storage unit sizes include small storage units, medium storage units, and large storage units used for varying applications such as household and personal storage, business storage, and vehicle and car storage. The end users are commercial, industrial, and residential.

Global Self Storage Market Growth Analysis And Strategic Analysis Framework

Global Self Storage Market PESTEL Analysis

A PESTEL analysis covers the political, economic, social, technological, environmental and legal factors affecting a market. Particularly important factors in the self storage market include government support, consumer disposable income, technological advances and consumer protection laws. Government subsidies, increasing government expenditures and private investments and technological advances are driving the payment market.

The figure below shows the PESTEL analysis for the industry –

Figure 1: Global Self Storage Market, PESTEL (Political, Economic, Social, Technology, Environmental and Legal) Analysis



Political

Content redacted from sample

Economic

Content redacted from sample

Social

Content redacted from sample

Technological

Content redacted from sample

Environmental

Content redacted from sample

Legal

Content redacted from sample

Analysis Of End Use Industries For B2C/B2B Markets

Content redacted from sample

Global Self Storage Market Size and Growth

Market Size

The global self storage market was valued at \$XX Billion in 2024. The market accounted for XX% of the global GDP. In terms of per capita consumption, the market accounted for \$XX.

Historic Market Growth, 2019 – 2024, Value (\$ Billion)

The chart and table below show the year-on-year growth of the global self storage market historic market during 2019 – 2024.

Figure 2: Global Self Storage Market, Historic, 2019 – 2024, \$ Billion

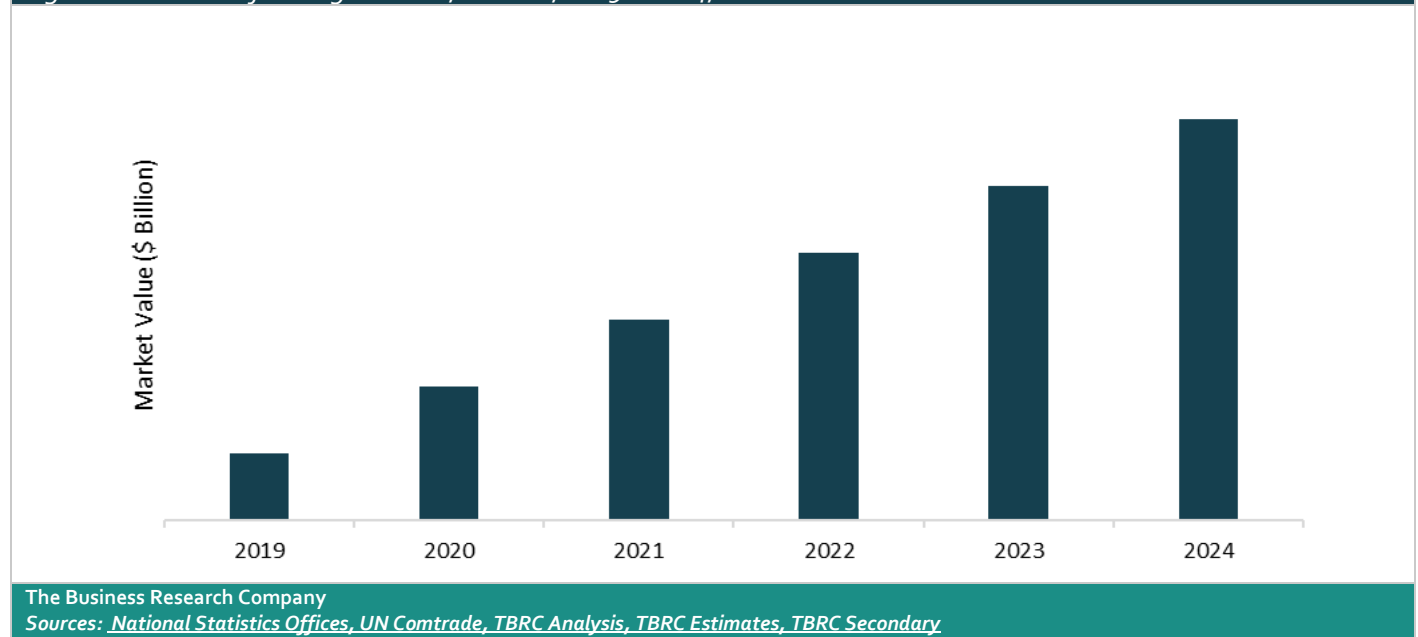


Table 1: Global Self Storage Market, Historic, 2019 – 2024, \$ Billion

Market	2019	2020	2021	2022	2023	2024	HCAGR (2019 – 2024)
Self Storage	XX	XX	XX	XX	XX	XX	XX

The Business Research Company Sources: [National Statistics Offices](#), [UN Comtrade](#), [TBRC Analysis](#), [TBRC Estimates](#), [TBRC Secondary](#)

The self storage market grew from \$XX billion in 2019 to \$XX billion in 2024 at a compound annual growth rate (CAGR) of XX%.

Market Drivers 2019 – 2024

The key drivers of the self storage market during 2019-2024 included:



Key Drivers

Key Restraints

Market Restraints 2019 – 2024

The key restraints on the self storage market during 2019-2024 included:

Forecast Market Growth, 2024 – 2029, 2034F Value (\$ Billion)

The chart and table below show the year-on-year growth of the self storage market during 2024 – 2029, 2034F.

Figure 3: Global Self Storage Market, Forecast, 2024 – 2029, 2034F, \$ Billion

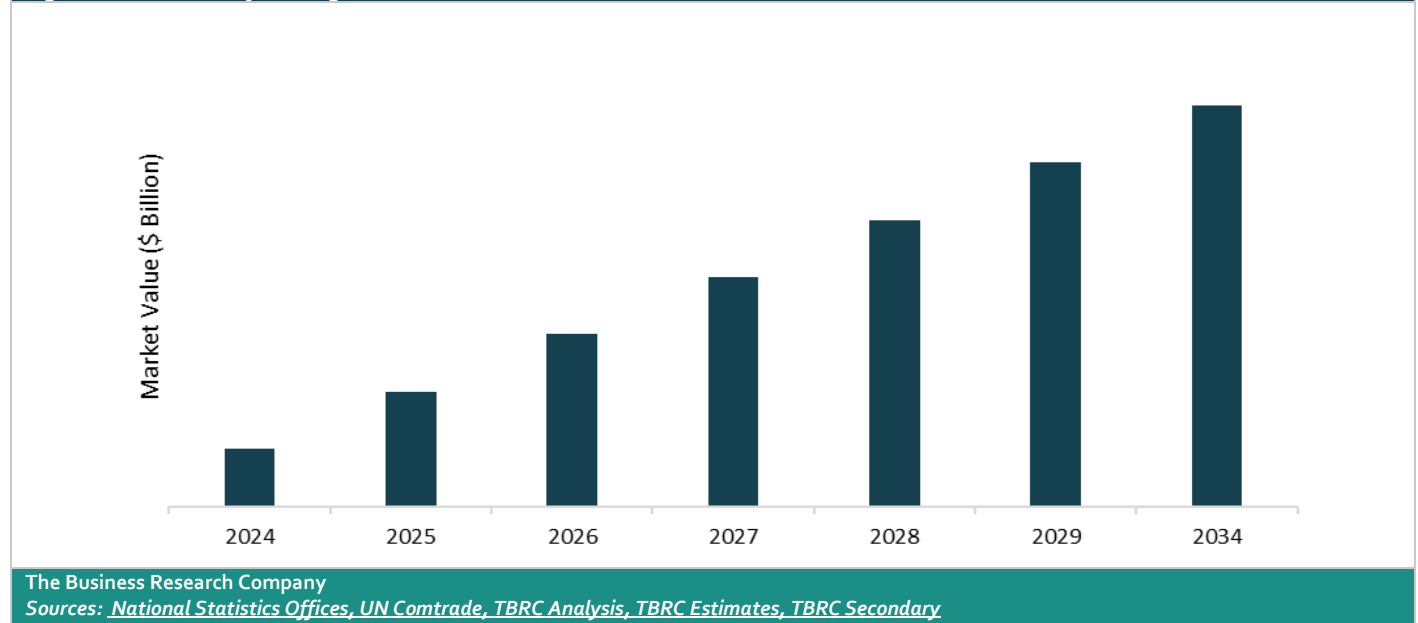


Table 2: Global Self Storage Market, Forecast, 2024 – 2029, 2034F, \$ Billion

Market	2024	2025	2026	2027	2028	2029	2034	CAGR (2024 – 2029)	CAGR (2029 – 2034)
Self Storage	XX	XX	XX	XX	XX	XX	XX	XX	XX

The Business Research Company
Sources: [National Statistics Offices](#), [UN Comtrade](#), [TBRC Analysis](#), [TBRC Estimates](#), [TBRC Secondary](#)

The global self storage market is expected to grow from \$XX billion in 2024 to \$XX billion in 2029 at a compound annual growth rate (CAGR) of XX%.

Market Drivers 2024 – 2029

The key drivers of the self storage market during 2024-2029 included:



Key Drivers

Key Restraints

Market Restraints 2024 – 2029

The key restraints on the self storage market during 2024-2029 included:

Global Self Storage Market Total Addressable Market (TAM)

The table below show the year-on-year TAM growth of the global market during 2024 – 2034.

Table 3: Global Self Storage Market TAM, 2024 And 2034, \$ Billion

Market	2024	2034
Self Storage	XX	XX

The Business Research Company
Sources: *National Statistics Offices, UN Comtrade, TBRC Analysis, TBRC Estimates, TBRC Secondary*

The TAM for self storage market accounted for \$XX billion in 2024 and is expected to reach \$XX billion in 2034.

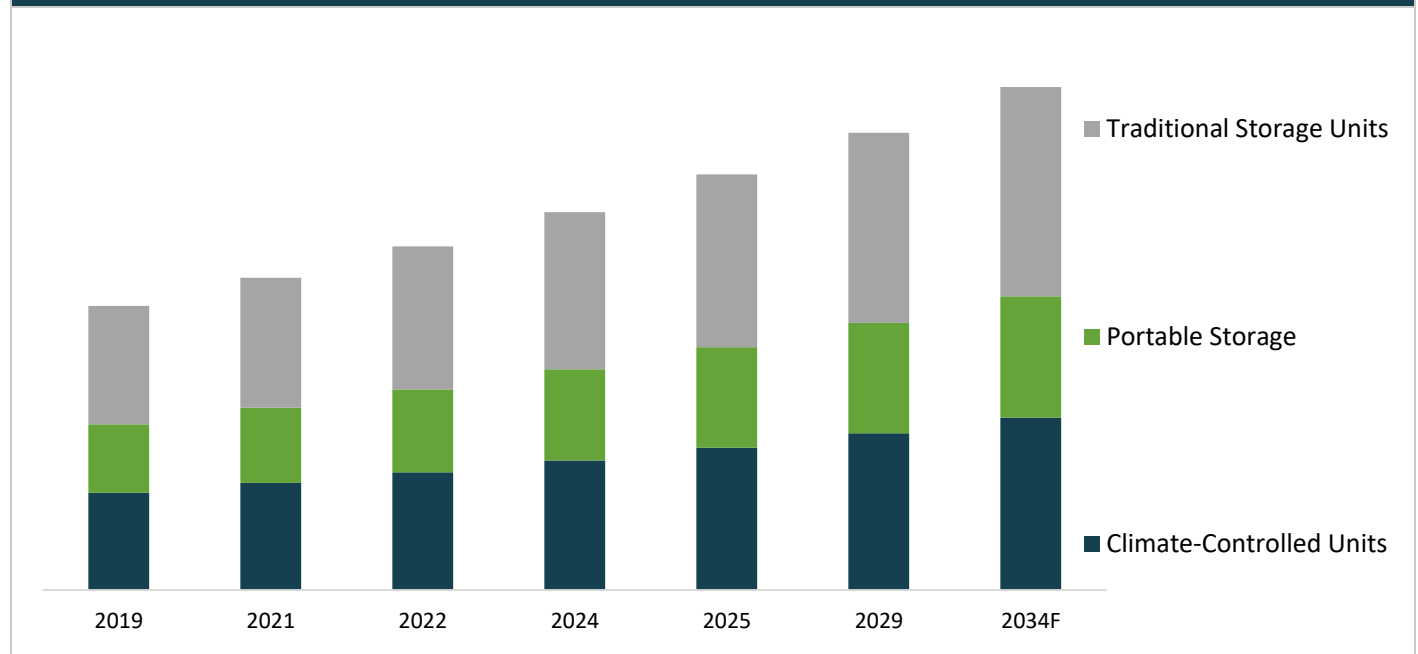
Content redacted from sample

Global Self Storage Market Segmentation

Global Self Storage Market, Segmentation By Type, Historic And Forecast, 2019 – 2024, 2029F, 2034F, Value (\$ Billion)

The chart and table below show the year-on-year growth of the global self storage market and its segments By Type during 2019 – 2024, 2029F, 2034F.

Figure 4: Global Self Storage Market, Segmentation By Type , Historic And Forecast, 2019 – 2024, 2029F, 2034F, \$ Billion



The Business Research Company

Sources: [National Statistics Offices](#), [UN Comtrade](#), [TBRC Analysis](#), [TBRC Estimates](#), [TBRC Secondary](#)

Table 4: Global Self Storage Market, Segmentation By Type, Historic And Forecast, 2019 – 2024, 2029F, 2034F, \$ Billion

Market	Year							CAGR		
	2019	2021	2022	2024	2025	2029	2034	19-24	24-29	29-34
Climate-Controlled Units	xx	xx	xx	xx	xx	xx	xx	xx	xx	xx
Portable Storage	xx	xx	xx	xx	xx	xx	xx	xx	xx	xx
Traditional Storage Units	xx	xx	xx	xx	xx	xx	xx	xx	xx	xx

The Business Research Company
Sources: [National Statistics Offices](#), [UN Comtrade](#), [TBRC Analysis](#), [TBRC Estimates](#), [TBRC Secondary](#)

Climate-Controlled Units market grew from \$XX Billion in 2019 to \$XX Billion in 2024 at a compound annual growth rate (CAGR) of XX%. The market is expected to grow to \$XX billion in 2029 at a compound annual growth rate (CAGR) of XX%, and to \$XX billion in 2034 at a compound annual growth rate of XX%.

Portable Storage market grew from \$XX Billion in 2019 to \$XX Billion in 2024 at a compound annual growth rate (CAGR) of XX%. The market is expected to grow to \$XX billion in 2029 at a compound annual growth rate (CAGR) of XX%, and to \$XX billion in 2034 at a compound annual growth rate of XX%.

Traditional Storage Units market grew from \$XX Billion in 2019 to \$XX Billion in 2024 at a compound annual growth rate (CAGR) of XX%. The market is expected to grow to \$XX billion in 2029 at a compound annual growth rate (CAGR) of XX%, and to \$XX billion in 2034 at a compound annual growth rate of XX%.

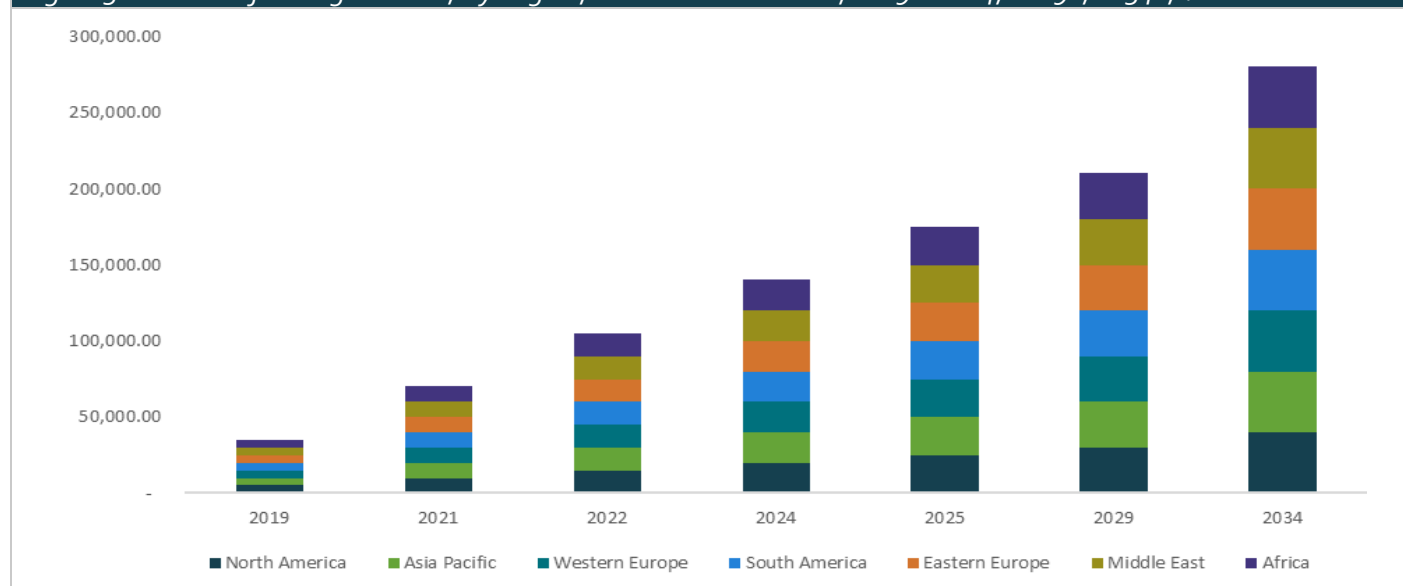
The global self storage market grew from \$XX Billion in 2019 to \$XX Billion in 2024 at a compound annual growth rate (CAGR) of XX%. The market is expected to grow to \$XX billion in 2029 at a compound annual growth rate (CAGR) of XX%, and to \$XX billion in 2034 at a compound annual growth rate of XX%.

Self Storage Market, Regional and Country Analysis

Global Self Storage Market, By Region, Historic and Forecast, 2019 – 2024, 2029F, 2034F, Value (\$ Billion)

The chart and table below show the split of the global self storage market by region in 2019 – 2024, 2029F, 2034F.

Figure 5: Global Self Storage Market, By Region, Historic and Forecast, 2019 – 2024, 2029F, 2034F, \$ Billion



The Business Research Company

Sources: National Statistics Offices, UN Comtrade, TBRC Analysis, TBRC Estimates, TBRC Secondary

Table 5: Global Self Storage Market, By Region, Historic and Forecast, 2019 – 2024, 2029F, 2034F, \$ Billion

Region	Year							CAGR		
	2019	2021	2022	2024	2025	2029	2034	19-24	24-29	29-34
Asia Pacific	XX	XX	XX	XX	XX	XX	XX	XX	XX	XX
North America	XX	XX	XX	XX	XX	XX	XX	XX	XX	XX
Western Europe	XX	XX	XX	XX	XX	XX	XX	XX	XX	XX
Eastern Europe	XX	XX	XX	XX	XX	XX	XX	XX	XX	XX
South America	XX	XX	XX	XX	XX	XX	XX	XX	XX	XX
Middle East	XX	XX	XX	XX	XX	XX	XX	XX	XX	XX
Africa	XX	XX	XX	XX	XX	XX	XX	XX	XX	XX

The Business Research Company

Sources: *National Statistics Offices, UN Comtrade, TBRC Analysis, TBRC Estimates, TBRC Secondary*

XX was the largest region in the self storage market in 2024, grew from \$XX Billion in 2019 to \$XX Billion in 2024 at a compound annual growth rate (CAGR) of XX%. The market is expected to grow to \$XX Billion in 2029 at a compound annual growth rate (CAGR) of XX%, and to \$XX Billion in 2034 at a compound annual growth rate of XX%.

XX was the second largest region in the self storage market in 2024, grew from \$XX Billion in 2019 to \$XX Billion in 2024 at a compound annual growth rate (CAGR) of XX%. The market is expected to grow to \$XX Billion in 2029 at a compound annual growth rate (CAGR) of XX%, and to \$XX Billion in 2034 at a compound annual growth rate of XX%.

XX was the smallest region in the self storage market in 2024, grew from \$XX Billion in 2019 to \$XX Billion in 2024 at a compound annual growth rate (CAGR) of XX%. The market is expected to grow to \$XX Billion in 2029 at a compound annual growth rate (CAGR) of XX%, and to \$XX Billion in 2034 at a compound annual growth rate of XX%.

Self Storage Global Self Storage Market, By Country, Historic and Forecast, 2019 – 2024, 2029F, 2034F, Value (\$ Billion)

The table below show the split of the global self storage market by country in 2019 – 2024, 2029F, 2034F.

Figure 6: Global Self Storage Market, By Country, Historic and Forecast, 2019 – 2024, 2029F, 2034F, \$ Billion

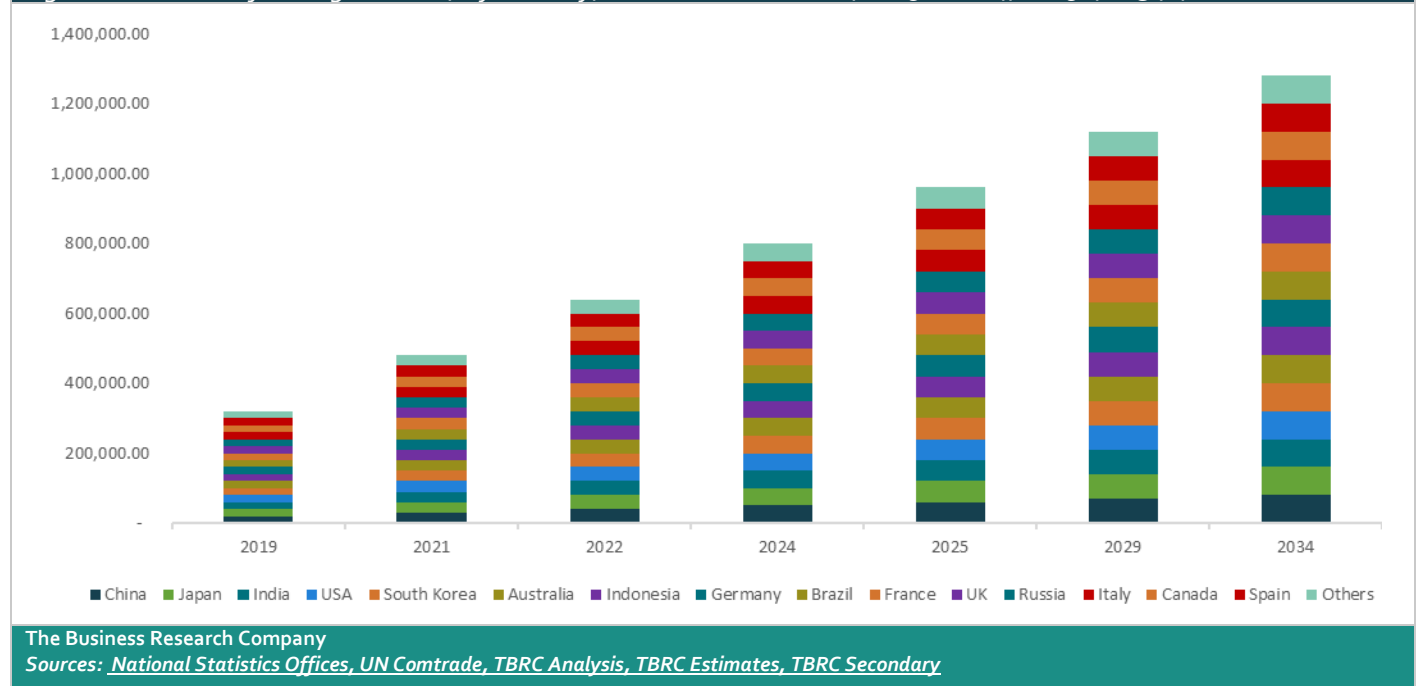


Table 6: Global Self Storage Market, By Country, Historic and Forecast, 2019 – 2024, 2029F, 2034F, \$ Billion

Country	Year							CAGR		
	2019	2021	2022	2024	2025	2029	2034	19-24	24-29	29-34
China	XX	XX	XX	XX	XX	XX	XX	XX	XX	XX
Japan	XX	XX	XX	XX	XX	XX	XX	XX	XX	XX
India	XX	XX	XX	XX	XX	XX	XX	XX	XX	XX
USA	XX	XX	XX	XX	XX	XX	XX	XX	XX	XX
South Korea	XX	XX	XX	XX	XX	XX	XX	XX	XX	XX
Australia	XX	XX	XX	XX	XX	XX	XX	XX	XX	XX
Indonesia	XX	XX	XX	XX	XX	XX	XX	XX	XX	XX
Germany	XX	XX	XX	XX	XX	XX	XX	XX	XX	XX
Brazil	XX	XX	XX	XX	XX	XX	XX	XX	XX	XX
France	XX	XX	XX	XX	XX	XX	XX	XX	XX	XX
UK	XX	XX	XX	XX	XX	XX	XX	XX	XX	XX
Russia	XX	XX	XX	XX	XX	XX	XX	XX	XX	XX
Italy	XX	XX	XX	XX	XX	XX	XX	XX	XX	XX
Canada	XX	XX	XX	XX	XX	XX	XX	XX	XX	XX
Spain	XX	XX	XX	XX	XX	XX	XX	XX	XX	XX
Others	XX	XX	XX	XX	XX	XX	XX	XX	XX	XX

The Business Research Company, Sources: [National Statistics Offices](#), [UN Comtrade](#), [TBRC Analysis](#), [TBRC Estimates](#), [TBRC Secondary](#)

XX was the largest country in the self storage market in 2024, grew from \$XX Billion in 2019 to \$XX Billion in 2024 at a compound annual growth rate (CAGR) of XX%. The market is expected to grow to \$XX Billion in 2029 at a compound annual growth rate (CAGR) of XX%, and to \$XX Billion in 2034 at a compound annual growth rate of XX%.

XX was the second largest country in the market in 2024, grew from \$XX Billion in 2019 to \$XX Billion in 2024 at a compound annual growth rate (CAGR) of XX%. The market is expected to grow to \$XX Billion in 2029 at a compound annual growth rate (CAGR) of XX%, and to \$XX Billion in 2034 at a compound annual growth rate of XX%.

Of the featured countries, XX was the smallest country in the market in 2024, grew from \$XX Billion in 2019 to \$XX Billion in 2024 at a compound annual growth rate (CAGR) of XX%. The market is expected to grow to \$XX Billion in 2029 at a compound annual growth rate (CAGR) of XX%, and to \$XX Billion in 2034 at a compound annual growth rate of XX%.

North America Self Storage Market

Summary

North America



Market Summary

North America was worth \$XX Billion in 2024. The market accounted for XX% of the region's GDP. In terms of per capita consumption, the market accounted for \$XX lower than the global average.

Segment Information	Name	Value
Largest Segment	XX	XX
Fastest Growing Segment	XX	XX

Market Indicators	Value	Regional Ranking
Market Size (Mn)	XX	XX
Market Size Per Capita (\$)	XX	XX
Market Size % of GDP (%)	XX	XX

Macro-Economic Indicators	Value	Regional Ranking
GDP (Bn)	XX	XX
Population (Mn)	XX	XX
GDP Per Capita (\$)	XX	XX



Climate-Controlled Units

The climate-controlled units segment constitutes XX% of the North America market. The market grew from \$XX Billion in 2019 to \$XX Billion in 2024 at a compound annual growth rate (CAGR) of XX%. The market is expected to grow to \$XX Billion in 2029 at a compound annual growth rate (CAGR) of XX%.



Portable Storage

The portable storage segment constitutes XX% of the North America market. The market grew from \$XX Billion in 2019 to \$XX Billion in 2024 at a compound annual growth rate (CAGR) of XX%. The market is expected to grow to \$XX Billion in 2029 at a compound annual growth rate (CAGR) of XX%.

Market	2019	2024	2029	2024-29%
Climate-Controlled Units	XX	XX	XX	XX
Portable Storage	XX	XX	XX	XX

Region Information

Market Information

Background Information

Government initiatives

Regulations

Regulatory bodies

Associations

Corporate tax structure

Investments

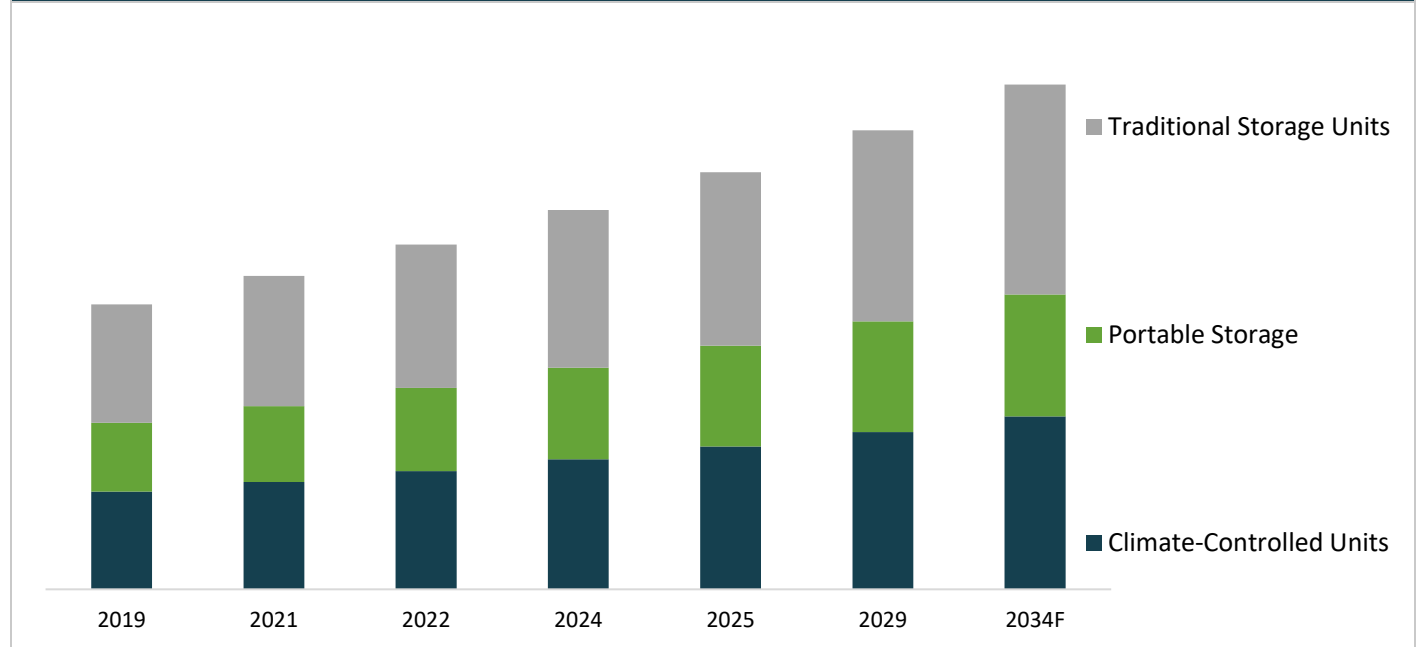
Major companies

Note: All the subheadings are comprehensively explained with relevant examples, data points and analysis in the full report. Overview chapter is included for Asia-Pacific, Western Europe, Eastern Europe, North America, South America, Middle East, Africa, China, and USA, Japan, South Korea in the report

North America Self Storage Market, Segmentation By Type, Historic And Forecast, 2019 – 2024, 2029F, 2034F, Value (\$ Billion)

The chart and table below show the year-on-year growth of the North America self storage market and its segments by type during 2019 – 2024, 2029F, 2034F.

Figure 7: North America Self Storage Market, Segmentation By Type, Historic And Forecast, 2019 – 2024, 2029F, 2034F, \$ Billion



The Business Research Company

Sources: National Statistics Offices, UN Comtrade, TBRC Analysis, TBRC Estimates, TBRC Secondary

Table 7: North America Self Storage Market, Segmentation By Type, Historic And Forecast, 2019 – 2024, 2029F, 2034F, \$ Billion

Market	Year							CAGR		
	2019	2021	2022	2024	2025	2029	2034	19-24	24-29	29-34
Climate-Controlled Units	xx	xx	xx	xx	xx	xx	xx	xx	xx	xx
Portable Storage	xx	xx	xx	xx	xx	xx	xx	xx	xx	xx
Traditional Storage Units	xx	xx	xx	xx	xx	xx	xx	xx	xx	xx

The Business Research Company

Sources: National Statistics Offices, UN Comtrade, TBRC Analysis, TBRC Estimates, TBRC Secondary

The Climate-Controlled Units market was the largest segment in the North America self storage market. The market grew from \$XX Billion in 2019 to \$XX Billion in 2024 at a compound annual growth rate (CAGR) of XX%. The market is expected to grow to \$XX billion in 2029 at a compound annual growth rate (CAGR) of XX%, and to \$XX billion in 2034 at a compound annual growth rate of XX%.

The Portable Storage market was the second largest segment in the North America self storage market. The market grew from \$XX Billion in 2019 to \$XX Billion in 2024 at a compound annual growth rate (CAGR) of XX%. The market is expected to grow to \$XX billion in 2029 at a compound annual growth rate (CAGR) of XX%, and to \$XX billion in 2034 at a compound annual growth rate of XX%.

The Traditional Storage Units market was the smallest segment in the North America self storage market. The market grew from \$XX Billion in 2019 to \$XX Billion in 2024 at a compound annual growth rate (CAGR) of XX%. The market is expected to grow to \$XX billion in 2029 at a compound annual growth rate (CAGR) of XX%, and to \$XX billion in 2034 at a compound annual growth rate of XX%.

The North America self storage market grew from \$XX Billion in 2019 to \$XX Billion in 2024 at a compound annual growth rate (CAGR) of XX%. The market is expected to grow to \$XX billion in 2029 at a compound annual growth rate (CAGR) of XX%, and to \$XX billion in 2034 at a compound annual growth rate of XX%.

USA Self Storage Market

Summary

USA



Market Summary

USA was worth \$XX Billion in 2024. The market accounted for XX% of the region's GDP. In terms of per capita consumption, the market accounted for \$XX lower than the global average.

Segment Information	Name	Value
Largest Segment	XX	XX
Fastest Growing Segment	XX	XX

Market Indicators	Value	Regional Ranking
Market Size (Mn)	XX	XX
Market Size Per Capita (\$)	XX	XX
Market Size % of GDP (%)	XX	XX

Macro-Economic Indicators	Value	Regional Ranking
GDP (Bn)	XX	XX
Population (Mn)	XX	XX
GDP Per Capita (\$)	XX	XX



Climate-Controlled Units

The climate-controlled units segment constitutes XX% of the USA market. The market grew from \$XX Billion in 2019 to \$XX Billion in 2024 at a compound annual growth rate (CAGR) of XX%. The market is expected to grow to \$XX Billion in 2029 at a compound annual growth rate (CAGR) of XX%.



Portable Storage

The portable storage segment constitutes XX% of the USA market. The market grew from \$XX Billion in 2019 to \$XX Billion in 2024 at a compound annual growth rate (CAGR) of XX%. The market is expected to grow to \$XX Billion in 2029 at a compound annual growth rate (CAGR) of XX%.

Market	2019	2024	2029	2024-29%
Climate-Controlled Units	XX	XX	XX	XX
Portable Storage	XX	XX	XX	XX

Country Information

Market Information

Background Information

Government initiatives

Regulations

Regulatory bodies

Associations

Corporate tax structure

Investments

Major companies

Note: All the subheadings are comprehensively explained with relevant examples, data points and analysis in the full report. Overview chapter is included for Asia-Pacific, Western Europe, Eastern Europe, North America, South America, Middle East, Africa, China, Japan, South Korea, and USA in the report

USA Self Storage Market, Segmentation By Type, Historic And Forecast, 2019 – 2024, 2029F, 2034F, Value (\$ Billion)

The chart and table below show the year-on-year growth of the USA self storage market and its segments by type during 2019 – 2024, 2029F, 2034F.

Figure 8: USA Self Storage Market, Segmentation By Type, Historic And Forecast, 2019 – 2024, 2029F, 2034F, \$ Billion

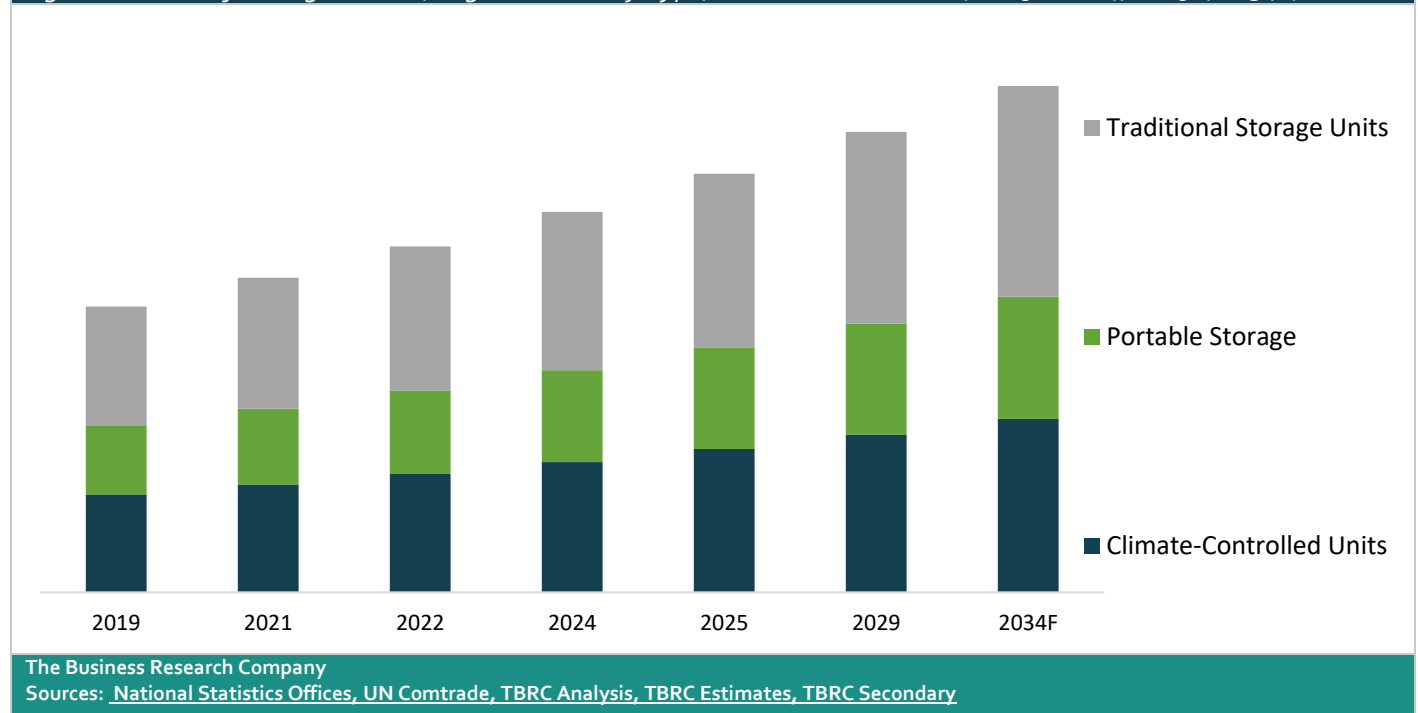


Table 8: USA Self Storage Market, Segmentation By Type, Historic And Forecast, 2019 – 2024, 2029F, 2034F, \$ Billion

Market	Year							CAGR		
	2019	2021	2022	2024	2025	2029	2034	19-24	24-29	29-34
Climate-Controlled Units	XX	XX	XX	XX	XX	XX	XX	XX	XX	XX
Portable Storage	XX	XX	XX	XX	XX	XX	XX	XX	XX	XX
Traditional Storage Units	XX	XX	XX	XX	XX	XX	XX	XX	XX	XX

The Business Research Company
Sources: [National Statistics Offices](#), [UN Comtrade](#), [TBRC Analysis](#), [TBRC Estimates](#), [TBRC Secondary](#)

The Climate-Controlled Units market was the largest segment in the USA self storage market. The market grew from \$XX Billion in 2019 to \$XX Billion in 2024 at a compound annual growth rate (CAGR) of XX%. The market is expected to grow to \$XX billion in 2029 at a compound annual growth rate (CAGR) of XX%, and to \$XX billion in 2034 at a compound annual growth rate of XX%.

The Portable Storage market was the second largest segment in the USA self storage market. The market grew from \$XX Billion in 2019 to \$XX Billion in 2024 at a compound annual growth rate (CAGR) of XX%. The market is expected to grow to \$XX billion in 2029 at a compound annual growth rate (CAGR) of XX%, and to \$XX billion in 2034 at a compound annual growth rate of XX%.

The Traditional Storage Units market was the smallest segment in the USA self storage market. The market grew from \$XX Billion in 2019 to \$XX Billion in 2024 at a compound annual growth rate (CAGR) of XX%. The market is expected to grow to \$XX billion in 2029 at a compound annual growth rate (CAGR) of XX%, and to \$XX billion in 2034 at a compound annual growth rate of XX%.

The USA self storage market grew from \$XX Billion in 2019 to \$XX Billion in 2024 at a compound annual growth rate (CAGR) of XX%. The market is expected to grow to \$XX billion in 2029 at a compound annual growth rate (CAGR) of XX%, and to \$XX billion in 2034 at a compound annual growth rate of XX%.

Competitive Landscape And Company Profiles

The top ten competitors in the market made up to XX% of the total market in 2024. XX was the largest competitor with XX% share of the market, followed by XX with XX%, The XX with XX%, XX with XX%, XX with XX%, XX with XX%, XX with XX%, XX with XX%, XX with X%, and XX with XX%.

The figure below displays the percentage market shares of the top players in the self storage market.

Figure 9: Global Self Storage Market, Key Competitor Estimated Market Shares, 2024, Percentage (%)

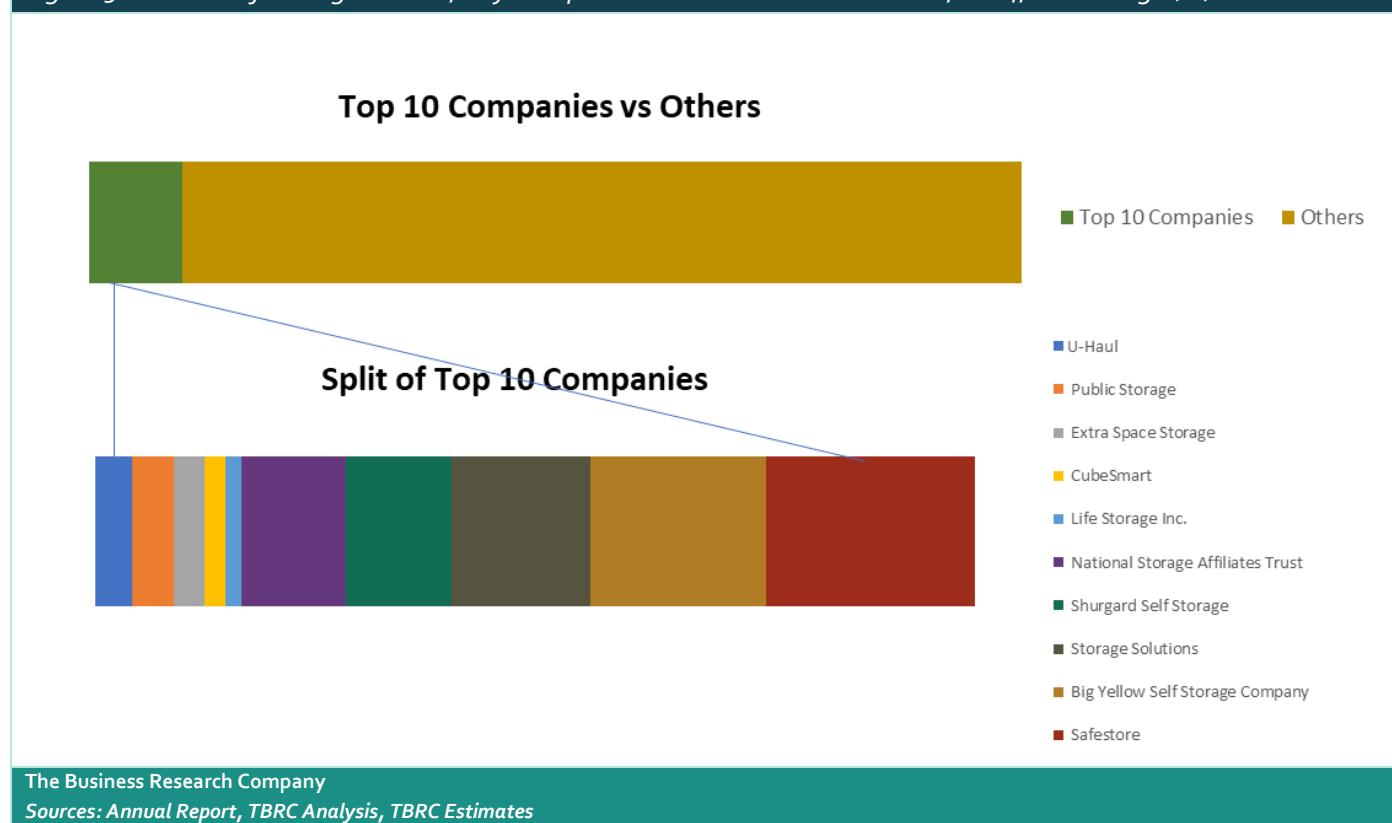


Table 9: Global Self Storage Market, Key Competitor Estimated Market Shares, 2024, Percentage (%)

Competitor	Market Share	Revenue (\$ Billion)	Competitor	Market Share	Revenue (\$ Billion)
U-Haul	XX	XX	Shurgard Self Storage	XX	XX
Public Storage	XX	XX	Storage Solutions	XX	XX
Extra Space Storage	XX	XX	Big Yellow Self Storage Company	XX	XX
CubeSmart	XX	XX	Safestore	XX	XX
Life Storage Inc.	XX	XX	Others	XX	XX
National Storage Affiliates Trust	XX	XX			

The Business Research Company

Sources: Annual Report, TBRC Analysis, TBRC Estimates

U-Haul generated estimated revenues of \$XX billion for the financial year 2024 from this market, a XX% increase over the previous year.

Public Storage generated estimated revenues of \$XX billion for the financial year 2024 from this market, a XX% increase over the previous year.

Extra Space Storage generated estimated revenues of \$XX billion for the financial year 2024 from this market, a XX% increase over the previous year.

CubeSmart generated estimated revenues of \$XX billion for the financial year 2024 from this market, a XX% increase over the previous year.

Life Storage Inc. generated estimated revenues of \$XX billion for the financial year 2024 from this market, a XX% increase over the previous year.

National Storage Affiliates Trust generated estimated revenues of \$XX billion for the financial year 2024 from this market, a XX% increase over the previous year.

Shurgard Self Storage generated estimated revenues of \$XX billion for the financial year 2024 from this market, a XX% increase over the previous year.

Storage Solutions generated estimated revenues of \$XX billion for the financial year 2024 from this market, a XX% increase over the previous year.

Big Yellow Self Storage Company generated estimated revenues of \$XX billion for the financial year 2024 from this market, a XX% increase over the previous year.

Safestore generated estimated revenues of \$XX billion for the financial year 2024 from this market, a XX% increase over the previous year.

Others generated estimated revenues of \$XX billion for the financial year 2024 from this market, a XX% increase over the previous year.

Company Profiles

U-Haul

Company Overview

Content redacted from sample

Products and Services

Content redacted from sample

Business Strategy

Content redacted from sample

Financial Performance

Content redacted from sample

Public Storage

Company Overview

Content redacted from sample

Products and Services

Content redacted from sample

Business Strategy

Content redacted from sample

Financial Performance

Content redacted from sample

Extra Space Storage

Company Overview

Content redacted from sample

Products and Services

Content redacted from sample

Business Strategy

Content redacted from sample

Financial Performance

Content redacted from sample

CubeSmart

Company Overview

Content redacted from sample

Products and Services

Content redacted from sample

Business Strategy

Content redacted from sample

Financial Performance

Content redacted from sample

Life Storage Inc.

Company Overview

Content redacted from sample

Products and Services

Content redacted from sample

Business Strategy

Content redacted from sample

Financial Performance

Content redacted from sample

Competitive Benchmarking

The following section briefs on the financials comparison between major players in the market during 2024.

Table 10: Self Storage Market, Competitive Benchmarking (In USD Billions)

Company Name	Revenue	Gross Profit	Operating Income	Net Profit
Company 1	XX	XX	XX	XX
Company 2	XX	XX	XX	XX
Company 3	XX	XX	XX	XX
Company 4	XX	XX	XX	XX
Company 5	XX	XX	XX	XX
Company 6	XX	XX	XX	XX
Company 7	XX	XX	XX	XX
Company 8	XX	XX	XX	XX
Company 9	XX	XX	XX	XX
Company 10	XX	XX	XX	XX

The Business Research Company
Sources: *IMF, TBRC Secondary, TBRC Estimates, TBRC Analysis*

Competitive Dashboard

The following section briefs on the competitive dashboard of major players in the market.

Table 11: Self Storage Market, Competitive Dashboard

Company Name	About	Headquarters	Founded	Company Type	Number of Employees	Website
Company 1	XX	XX	XX	XX	XX	XX
Company 2	XX	XX	XX	XX	XX	XX
Company 3	XX	XX	XX	XX	XX	XX
Company 4	XX	XX	XX	XX	XX	XX
Company 5	XX	XX	XX	XX	XX	XX
Company 6	XX	XX	XX	XX	XX	XX
Company 7	XX	XX	XX	XX	XX	XX
Company 8	XX	XX	XX	XX	XX	XX
Company 9	XX	XX	XX	XX	XX	XX
Company 10	XX	XX	XX	XX	XX	XX

The Business Research Company
Sources: *IMFi, TBRC Secondary, TBRC Estimates, TBRC Analysis*

Future Outlook and Potential Analysis

This section gives information on growth opportunities across countries and segments, and strategies to be followed in those markets. It gives an understanding of where there is significant business to be gained by competitors in the next five years.

Global Self Storage Market In 2029 – Countries Offering Most New Opportunities

The table below shows the global self storage market size gain by country, during 2024 – 2029.

Table 12: Global Self Storage Market Size Gain (\$ Billion), 2024 – 2029, By Country

Country	Market Size Gain (\$ Billion), 2024 – 2029
USA	XX
China	XX
Germany	XX
Japan	XX
UK	XX
France	XX
Italy	XX
India	XX
South Korea	XX
Spain	XX

The Business Research Company
Sources: [TBRC Primary](#), [TBRC Analysis](#), [TBRC Estimates](#), [TBRC Secondary](#)

This gain analysis gives an understanding of where there is significant business to be gained by competitors in the next five years. Of the featured major countries' markets in the report,

USA's self storage market will put on most value at \$XX billion,

China's self storage market will put on the second highest value at \$XX billion,

Germany's self storage market will put on the third highest value at \$XX billion,

Japan's self storage market will put on the fourth highest value at \$XX billion,

UK's self storage market will put on the fifth highest value at \$XX billion, and

France's self storage market will put on the sixth highest value at \$XX billion.

Global Self Storage Market In 2029 – Segments Offering Most New Opportunities

The table below shows the global market size gain by type, during 2024 – 2029.

Table 13: Global Self Storage Market Size Gain (\$ Billion), Segmentation By Type, 2024 – 2029

Segment	Market Size Gain (\$ Billion), 2024 – 2029
Climate-Controlled Units	XX
Portable Storage	XX

The Business Research Company
 Sources: *TBRC Primary, TBRC Analysis, TBRC Estimates, TBRC Secondary*

The XX market will put on the highest value at \$XX billion,
 The XX market will put on the second highest value at \$XX billion,
 The XX market will put on the second highest value at \$XX billion, and
 The XX market will put on the second highest value at \$XX billion.

Global Market In 2029 – Growth Strategies

This section describes the strategies adopted by the major companies in the industry, which can be considered by other competitors to drive growth going forward as well as other major market trends.

Market Trend Based Strategies

Strategies suggested by The Business Research Company include –

Content redacted from sample

Competitor Strategies

Strategies adopted by companies in the industry include –

Content redacted from sample

Appendix

Geographies Covered

This global market report covers three, five-year time frames:

- 2019 – 2024: historic period
- 2024 – 2029, 2034F: forecast period

The report evaluates the market across regions and the major economies within each region.

The geographic regions used for the market analysis are as follows



Figure 1: Geographic Regions Covered

The regions covered in this report are as follows, with the major 15 countries highlighted

Asia Pacific Australia, China, India, Indonesia, Japan, South Korea	North America Canada, USA
South America Brazil	Western Europe France, Germany, Italy, Spain, UK
Eastern Europe Russia	Middle East
	Africa

Market Data Sources

Table 14: Market Data Sources	
Source	URL
National Statistic Offices	https://www.indec.gob.ar/ ; http://www.abs.gov.au/ ; https://www.statistik.at/web_en/ ; https://statbel.fgov.be/en/ ; https://ww2.ibge.gov.br/home/default.php ; http://www.statcan.gc.ca/ ; http://www.ine.cl/ ; http://www.stats.gov.cn/english/ ; http://www.dane.gov.co/index.php/en/ ; http://kostat.go.kr/portal/eng/index.action ; https://www.dst.dk/en/ ; http://www.capmas.gov.eg/?lang=2 ; https://www.tilastokeskus.fi/index_en.html ; https://www.insee.fr/en/accueil ; https://www.destatis.de/EN/Homepage.html ; https://www.censtatd.gov.hk/home/ ; http://mospi.nic.in/# ; https://www.bps.go.id/ ; http://www.cso.ie/en/index.html ; http://www.cbs.gov.il/reader/cw_usr_view_Folder?ID=141 ; http://www.istat.it/en/ ; http://www.stat.go.jp/english/index.htm ; https://www.dosm.gov.my/v1/ ; http://en.www.inegi.org.mx/ ; https://opendata.cbs.nl/statline/#/CBS/en/navigatieScherm/thema?themaNr=5350 ; https://www.stats.govt.nz/ ; http://www.nigerianstat.gov.ng/ ; https://www.ssb.no/en/ ; https://www.inei.gob.pe/ ; http://psa.gov.ph/ ; http://stat.gov.pl/en/ ; https://www.ine.pt/xportal/xmain?xpgid=ine_main&xpid=INE ; http://www.insse.ro/cms/en ; http://www.gks.ru/wps/wcm/connect/rosstat_main/rosstat/en/main/ ; https://www.singstat.gov.sg/ ; https://www.stats.gov.sa/ ; http://www.statssa.gov.za/ ; https://www.czso.cz/csu/czso/home ; http://www.ine.es/en/welcome.shtml ; http://www.scb.se/en/ ; https://www.bfs.admin.ch/bfs/en/home.html ; http://web.nso.go.th/ ; http://www.turkstat.gov.tr/Start.do;jsessionid=nZhGhvpT3DQ7vWJt3c8HcMJGXjhyhPNh24yPpJzbnRFKwqHLGWrq!-270508800 ; http://fcsa.gov.ae/en-us ; https://www.ons.gov.uk/ ; https://census.gov/ ; http://www.ine.gov.ve/ ; https://www.gso.gov.vn/Default.aspx?tabid=217
Directorate-General of the European Commission	https://ec.europa.eu/eurostat
World Health Organization	https://www.who.int/
International Monetary Fund	https://www.imf.org/external/index.htm
Organisation for Economic Co-operation and Development	http://www.oecd.org/
UN Comtrade Database	https://comtrade.un.org/
The Business Research Company	

Research Methodology

The Business Research Company's reports are based on the methodology below.



Global Market Model (GMM)

The Global Market Model is a comprehensive database of integrated market information which covers historic, current, and forecast market information. This database helps in drawing multiple conclusions, exploring market opportunities and taking effective business decisions.

Global Market Model's methodology ensures that the data is of the highest quality. It starts with high standard data sources and correlation-based modelling techniques.

The datasets on the global market model are created using a wide range of proprietary and public sources including leading government bodies, associations, trade journals, market intelligence reports and trade magazines. Data is modelled based on hard data, extrapolation, regression analysis based on known macro data inputs, interpolation between hard figures, comparisons with other geographies and markets, price estimations, and qualitative inputs. Data is triangulated within our unique market data model covering an exhaustive list of 2500+ markets across 48 countries and 7 regions. Comparable data is used for sanity check and trend analysis. For example, our global market value data is compared to unit sales and price data for the relevant market as well as relevant macro-economic datasets in order to establish validity.

Company Financials

The financials of more than 3000 companies is tracked. By aligning their revenues with our market taxonomy, we are able to cross verify our market numbers and assess the concentration/fragmentation of the market landscape.

Competitor market share data is intended to represent the companies that gain the most revenues from the given market and the percentage share of the market that they hold. If a company derives most of its revenues from the market, its revenues are given in full. If a large part of the company's revenues come from other markets, only the division of the company which operates in this market is included. Where accurate information is not available on the revenues a company generates from the market its market share is not included, however a profile of the company may still be included if it is a significant competitor in the market.

Verification Through Expert Interviews –

The GMM database is supported by TBRC's market expertise and hundreds of expert interviews conducted each year to verify the data. Every year The Business Research Company carries out hundreds of interviews with senior executives and industry experts across hundreds of markets. Through these interviews we develop our internal understanding of markets and geographies and cross reference our understanding of global markets with expert feedback utilizing 'Delphic' research methodologies.

Industry Knowledge –

The data is managed by our global team of more than one hundred Research Consultants, boasting years of research and industry experience. We utilize Consultants based in more than 28 countries to gather data. Our consultants have been trained in research techniques and ethics by the Market Research Society and The Association of Internet Researchers.

Statistical Analysis –

Analysis is drawn from our Consultants' wide range of industry and research experience as well as public and proprietary sources. Consultants are trained in research techniques and ethics by the Market Research Society.

We run hundreds of statistical tests on our data to find the strongest correlations between our sourced market data and correlated macro-economic datasets in order to ensure our data modelling is as accurate as possible.

We use the following techniques in our data estimates:

Correlation: Data gaps are filled using GDP, population, and value-added data as relevant to the market, including agricultural, industrial, and commercial value added.

Regression: Based on data for statistically correlated markets.

Extrapolation: Estimated from historic trend data.

Comparison: With related markets and countries for which hard data is available.

Alignment: Sub-markets are tallied with overall market sizes; country data is tallied with regional and global data.

Referencing –

The Business Research Company prides itself on the quality and validity of its data and analysis. Our unique 'end noted' referencing approach allows the user to trace our market numbers and analysis back to the specific data sources they were derived from.

Note on Currency Conversions –

All currency conversions are carried out on the basis of 2021 exchange rates.

Currencies

\$ stands for US Dollar

€ stands for Euro

All other currencies are given with ISO currency codes.

Research Inquiries

If you have any inquiries relating the research services, please do not hesitate to get in touch.

Please contact info@tbrc.info for more information or call Europe +44 7882 955267, Asia +91 8897263534, Americas +1 310-496-7795.

The Business Research Company

The Business Research Company excels in competitor, market and consumer research on a range of industries globally. We have offices in the UK, US and Spain and consultants in 20+ countries globally. We use advanced secondary and investigative primary research techniques to find business critical information. Typical projects include helping clients find new customers, understand competitors and analyze markets.

Copyright and Disclaimer

These presentations and reports should not be reproduced, re-circulated, published in any media, website or otherwise, in any form or manner, in part or as a whole, without the express consent in writing of TBRC Business Research Pvt Ltd. Any unauthorized use, disclosure or public dissemination of information contained herein is prohibited. Individual situations and local practices and standards may vary, so viewers and others utilizing information contained within a presentation are free to adopt differing standards and approaches as they see fit. You may not repackage or sell the presentation. The facts of this report are believed to be correct at the time of publication but cannot be guaranteed. Please note that the findings, conclusions and recommendations that TBRC Business Research Pvt Ltd delivers will be based on information gathered in good faith from both primary and secondary sources, whose accuracy we are not always in a position to guarantee. As such TBRC Business Research Pvt Ltd can accept no liability whatever for actions taken based on any information that may subsequently prove to be incorrect. Analysis and findings included in TBRC reports and presentations are our opinions, and are not intended as statements of fact or investment guidance.

ⁱ <https://data.imf.org/?sk=388dfa60-1d26-4ade-b505-a05a558d9a42>

ⁱⁱ <https://data.imf.org/?sk=388dfa60-1d26-4ade-b505-a05a558d9a42>